
5 Year Capital Improvement Program



Fiscal Year 2011/12-2016



Date: February 7, 2012

To: City Council

From: City Manager

A RESOLUTION OF THE MAYOR AND CITY COUNCIL OF THE CITY OF NORTH MIAMI, FLORIDA, ADOPTING THE CITY'S FIVE-YEAR CAPITAL IMPROVEMENT PLAN COMMENCING IN FISCAL YEAR 2011-12 AND ENDING IN FISCAL YEAR 2015-16; PROVIDING FOR AN EFFECTIVE DATE AND FOR ALL OTHER PURPOSES.

The Capital Improvement Program (CIP) is the City's Five-Year Plan of proposed capital expenditures to be incurred each year over a period of five years to meet the City's anticipated capital needs. The CIP is revised annually and adopted by the City Council typically with the first year converting into the annual capital budget. The Capital Improvement Program is part of the City's budget and management process, which helps to implement the City's Comprehensive Plan. To that end, Chapter 163 Florida Statutes, requires that the CIP must reflect the goals, objectives and policies of the Comprehensive Plan (Capital Improvement Element) and its implementation strategies.

Additionally, State law requires that the five-year schedule of capital improvements be "financially feasible". Financial feasibility means that sufficient revenues are available or will be available from committed funding sources for the first three years, or will be available from committed or planned funding sources for years 4 and 5, of a five-year capital improvement schedule for financing capital improvements. Staff is of the opinion that the proposed CIP is financially feasible in accordance with statutory requirements.

Respectfully submitted,

Stephen E. Johnson,
City Manager

CAPITAL IMPROVEMENT PLAN (C.I.P.)

Fiscal Years 2011/12 - 2016

CITY COUNCIL

ANDRE PIERRE, ESQ., MAYOR
MICHAEL R. BLYNN, ESQ., COUNCILMAN
SCOTT GALVIN, COUNCILMAN
JEAN R. MARCELLUS, COUNCILMAN
MARIE ERLANDE STERIL, COUNCILWOMAN

CITY CLERK

MICHAEL ETIENNE

CITY MANAGER

STEPHEN E. JOHNSON

CITY ATTORNEY

ROLAND GALDOS (ACTING)

PLANNING COMMISSION

KEVIN SEIFRIED, CHAIRMAN
CHARLES D. ERNST, VICE CHAIRMAN
JEAN CASTOR
KENNY EACH
ARRIE FILS-AIME
MAUREEN HARWITZ
JESUS REMON
WILLIAM PREVATEL
BONNIE SCHWARTZBAUM

CITY MANAGER
STEPHEN E. JOHNSON

CITY ATTORNEY
ROLAND GALDOS (ACTING)

SUBMITTED BY:

MAXINE CALLOWAY, COMMUNITY PLANNING & DEVELOPMENT DIRECTOR
RICARDO CASTILLO, INFORMATION TECHNOLOGY DIRECTOR
BONNIE CLEARWATER, MUSEUM OF CONTEMPORARY ART DIRECTOR
JEFFERSON GEIMER, PARKS & RECREATION DIRECTOR
ALEEM GHANY, PUBLIC WORKS DIRECTOR
LUCIA GONZALEZ, LIBRARY DIRECTOR
KAY M. GRANT, BUDGET MANAGER
LESLY PRUDENT, CRA MANAGER
ARTHUR H. SOREY, III, BUDGET ADMINISTRATOR

TABLE OF CONTENTS

	<u>PAGE</u>
Capital Improvement Plan - Schedule of All Projects	ii
CIP Summary Reports	
Capital Improvement Plan Summary by Project Category.....	iv
Capital Improvement Plan Summary by Department.....	iv
Charts	
Chart 1- CIP % Expenditure by Project Type.....	v
Chart 2- CIP % Expenditure by Department	vi
Chart 3- CIP % Expenditure by Years.....	vii
Individual CIP Projects by Category	
Buildings.....	1
Flood Control.....	12
Parks & Recreation	13
Sewer Maintenance.....	29
Technology Improvements	32
Transportation.....	34
Water Projects.....	43

**CITY OF NORTH MIAMI
CAPITAL IMPROVEMENT PROGRAM SCHEDULE (FY 11/12-2016)**

Page #	CATEGORY	PROJECTS	Prior Years (Incl. FY11)	FY 11/12	FY 12/13	FY 13/14	FY 14/15	FY 15/16	TOTAL PROJECT
1	Building	City Hall Roof Replacement	22,300	-	250,000	-	-	-	272,300
2	Building	City Hall Security System	-	-	100,000	-	-	-	100,000
3	Building	Facility Door Replacement	-	-	18,000	12,000	-	-	30,000
4	Building	Griffing Center Expansion	-	-	-	-	250,000	2,200,000	2,450,000
5	Building	Griffing Center Sprayground	-	-	175,000	-	-	-	175,000
6	Building	Hurricane Shutters	-	-	-	56,000	-	-	56,000
7	Building	Library Construction Project	225,460	-	-	1,000,000	10,000,000	1,000,000	12,225,460
8	Building	MOCA Building Expansion	1,152,000	-	12,000,000	-	-	-	13,152,000
9	Building	MotorPool Expansion	74,520	-	100,000	2,000,000	-	-	2,174,520
10	Building	North Miami Gymnasium	-	667,910	-	-	-	-	667,910
11	Building	Valentine Community Center	-	-	-	150,000	1,200,000	400,000	1,750,000
12	Flood	Stormwater Improvements	-	500,000	500,000	500,000	500,000	500,000	2,500,000
13	Parks	Cagni Park Lighting	-	-	600,000	-	-	-	600,000
14	Parks	Community Park Improvements	-	-	42,000	62,000	62,000	62,000	228,000
15	Parks	Court Resurfacing	-	-	25,000	30,000	25,000	-	80,000
16	Parks	Enchanted Forest Improvements	-	-	100,000	-	-	-	100,000
17	Parks	Enchanted Forest Vita Course	-	-	25,000	-	-	-	25,000
18	Parks	Equipment Replacement	-	-	37,000	-	-	-	37,000
19	Parks	Facility Backup Lighting	-	-	25,000	15,000	-	-	40,000
20	Parks	Fence Replacement	-	-	-	30,000	55,000	-	85,000
21	Parks	Ice Machines	-	-	12,000	8,000	-	-	20,000
22	Parks	N. Bayshore Pk Boardwalk	28,000	-	-	300,000	-	-	328,000
23	Parks	Park Signage	-	-	24,000	24,000	-	-	48,000
24	Parks	Playground Restoration	-	-	-	162,500	162,500	162,500	487,500
25	Parks	Roof Replacements	-	-	25,000	60,000	40,000	-	125,000
26	Parks	Rucks Park Development	-	-	500,000	4,500,000	-	-	5,000,000
27	Parks	Shelter Replacement	-	-	-	40,000	-	-	40,000
28	Parks	Sports Lighting Lamp Replacement	-	-	-	120,000	150,000	-	270,000
29	Sewer	Lift Stations Rehabilitation	2,533,627	200,000	200,000	500,000	500,000	500,000	4,433,627
30	Sewer	Sanitary Sewer Rehabilitation	981,413	1,900,000	1,228,000	500,000	500,000	500,000	5,609,413

CITY OF NORTH MIAMI
CAPITAL IMPROVEMENT PROGRAM SCHEDULE (FY 11/12-2016)

Page #	CATEGORY	PROJECTS	Prior Years (Incl. FY11)	FY 11/12	FY 12/13	FY 13/14	FY 14/15	FY 15/16	TOTAL PROJECT
31	Sewer	Transfer Switches	60,000	-	30,000	30,000	30,000	30,000	180,000
32	Technology	Cyclical Replacement Computer Equipment	58,577	49,200	49,200	50,400	75,600	100,800	383,777
33	Technology	Radio Communications	-	-	-	30,000	-	-	30,000
34	Trans	Bike Network	30,000	-	23,000	23,000	23,000	23,000	122,000
35	Trans	Bike Path Grant	134,446	353,554	-	-	-	-	488,000
36	Trans	City Signage Master Plan	-	200,000	-	-	-	-	200,000
37	Trans	Median Improvements	250,000	100,000	100,000	100,000	100,000	100,000	750,000
38	Trans	Sidewalk Installation	163,000	73,581	100,000	100,000	100,000	100,000	636,581
39	Trans	Street Resurfacing	600,000	256,734	250,000	250,000	250,000	250,000	1,856,734
40	Trans	Street Tree Trimming	-	80,000	100,000	100,000	100,000	100,000	480,000
41	Trans	Traffic Calming	15,000	10,000	20,000	20,000	20,000	20,000	105,000
42	Trans	Transit Shelters	-	-	15,000	15,000	15,000	15,000	60,000
43	Water	Upgrade of Existing Lime Softening Water Plant	232,291	4,493,000	5,500,000	13,750,000	6,000,000	-	29,975,291
44	Water	Water Line Replacement	2,144,733	300,000	300,000	300,000	300,000	300,000	3,644,733
45	Water	Water Meter Replacement	-	600,000	500,000	500,000	500,000	500,000	2,600,000
TOTAL PROJECT COSTS			8,705,367	9,783,979	22,973,200	25,337,900	20,958,100	6,863,300	94,621,846

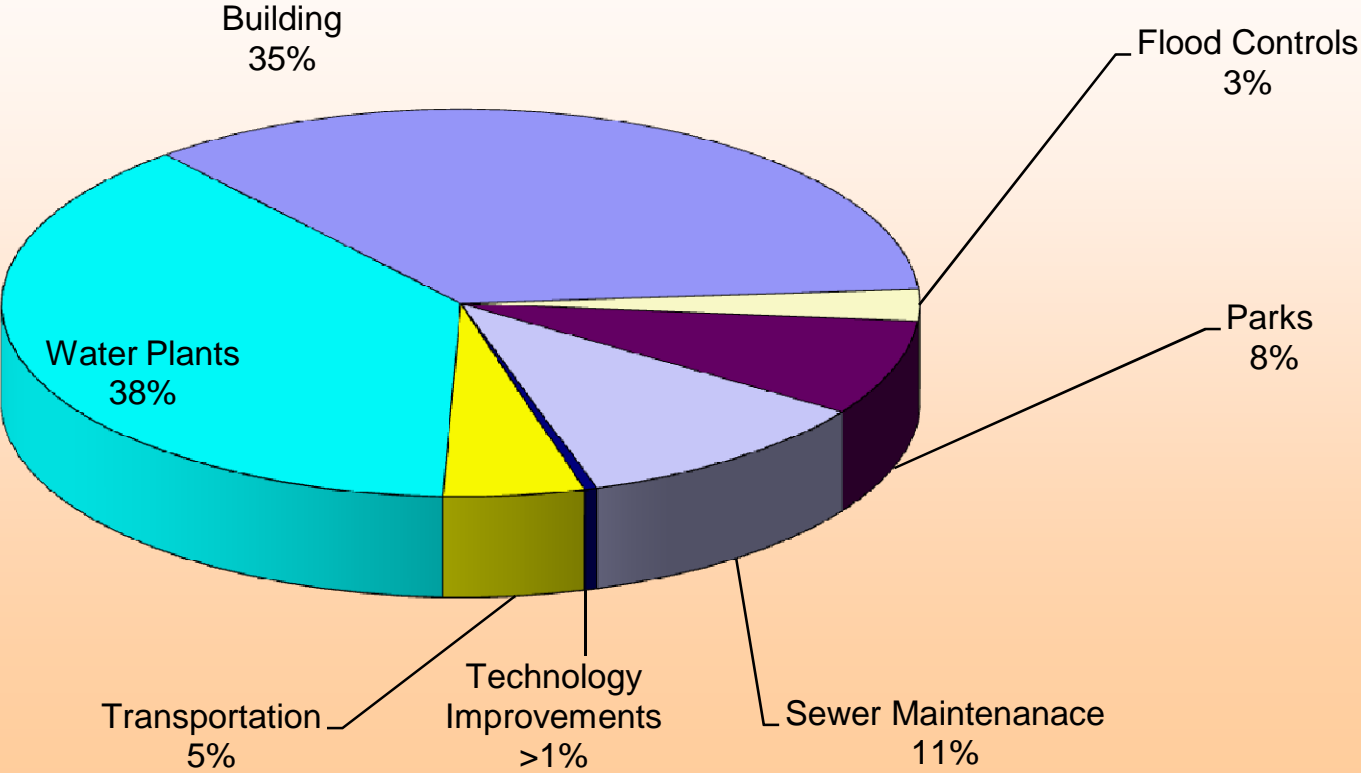
CIP 5-YR SUMMARY SCHEDULE BY PROJECT CATEGORY

Project Category	Prior Years (Incl. FY10)	FY 10/11	FY 11/12	FY 12/13	FY 13/14	FY 14/15	PROJECT ESTIMATE
Building	1,474,280	667,910	12,643,000	3,218,000	11,450,000	3,600,000	33,053,190
Economic Development	-	-	-	-	-	-	-
Flood Controls	-	500,000	500,000	500,000	500,000	500,000	2,500,000
Infrastructure	-	-	-	-	-	-	-
Parks	28,000	-	1,415,000	5,351,500	494,500	224,500	7,513,500
Public Safety	-	-	-	-	-	-	-
Sanitation	-	-	-	-	-	-	-
Sewer Maintenance	3,575,040	2,100,000	1,458,000	1,030,000	1,030,000	1,030,000	10,223,040
Technology Improvement	58,577	49,200	49,200	80,400	75,600	100,800	413,777
Vehicle Replacement	-	-	-	-	-	-	-
Transportation	1,192,446	1,073,869	608,000	608,000	608,000	608,000	4,698,315
Water Plants	2,377,024	5,393,000	6,300,000	14,550,000	6,800,000	800,000	36,220,024
Totals	8,705,367	9,783,979	22,973,200	25,337,900	20,958,100	6,863,300	94,621,846

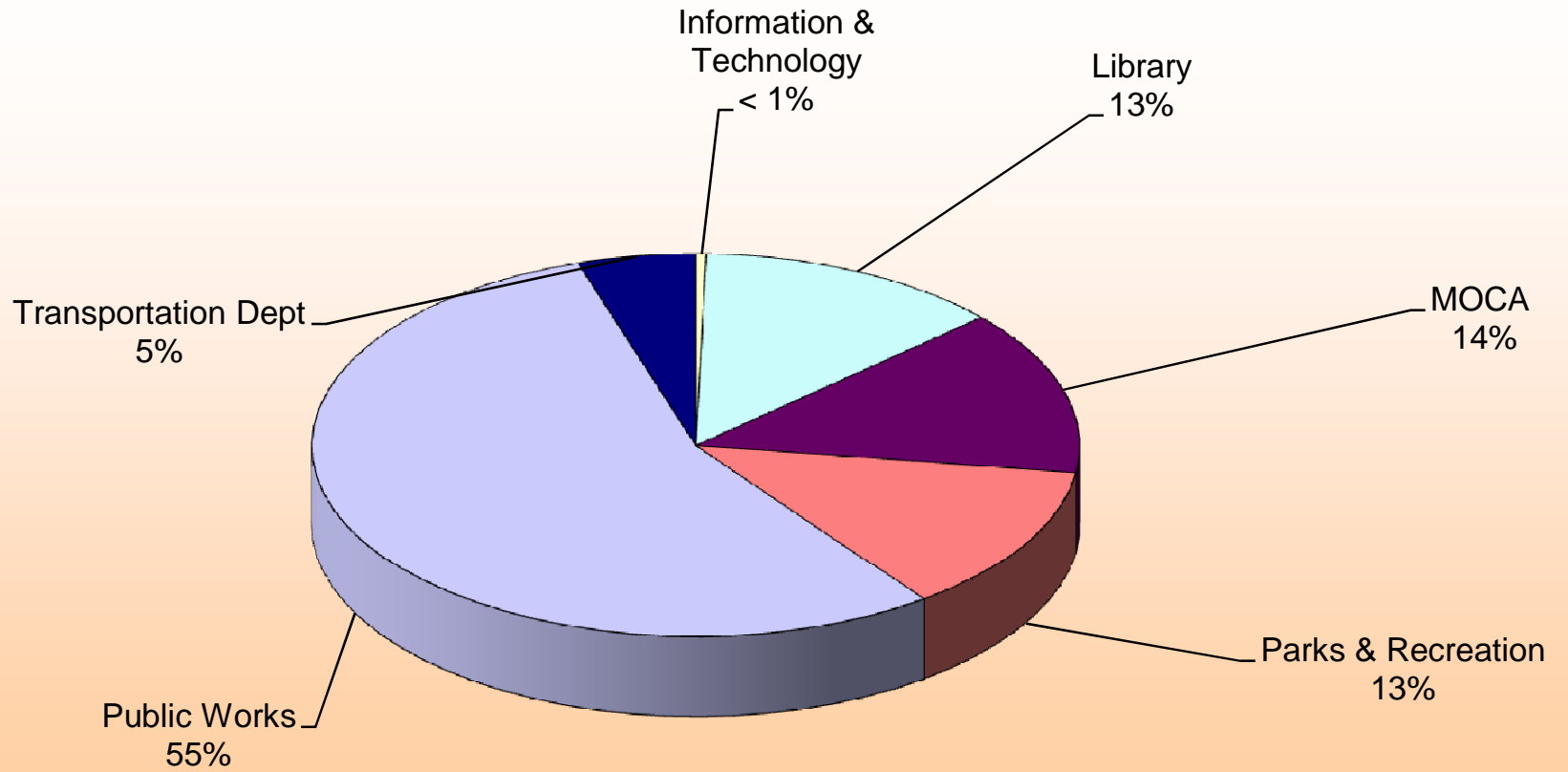
CIP 5-YR SUMMARY SCHEDULE BY DEPARTMENTS

Departments	Prior Years (Incl. FY10)	FY 10/11	FY 11/12	FY 12/13	FY 13/14	FY 14/15	PROJECT ESTIMATE
Building & Zoning	-	-	-	-	-	-	-
Community Planning & Development	-	-	-	-	-	-	-
Information & Technology	58,577	49,200	49,200	80,400	75,600	100,800	413,777
Library	225,460	-	-	1,000,000	10,000,000	1,000,000	12,225,460
MOCA	1,152,000	-	12,000,000	-	-	-	13,152,000
Parks & Recreation	28,000	-	1,590,000	5,557,500	1,944,500	2,824,500	11,944,500
Police Department	-	-	-	-	-	-	-
Public Works	6,048,884	8,660,910	8,726,000	18,092,000	8,330,000	2,330,000	52,187,794
Transportation Dept	1,192,446	1,073,869	608,000	608,000	608,000	608,000	4,698,315
Vehicle Replacement	-	-	-	-	-	-	-
Totals	8,705,367	9,783,979	22,973,200	25,337,900	20,958,100	6,863,300	94,621,846

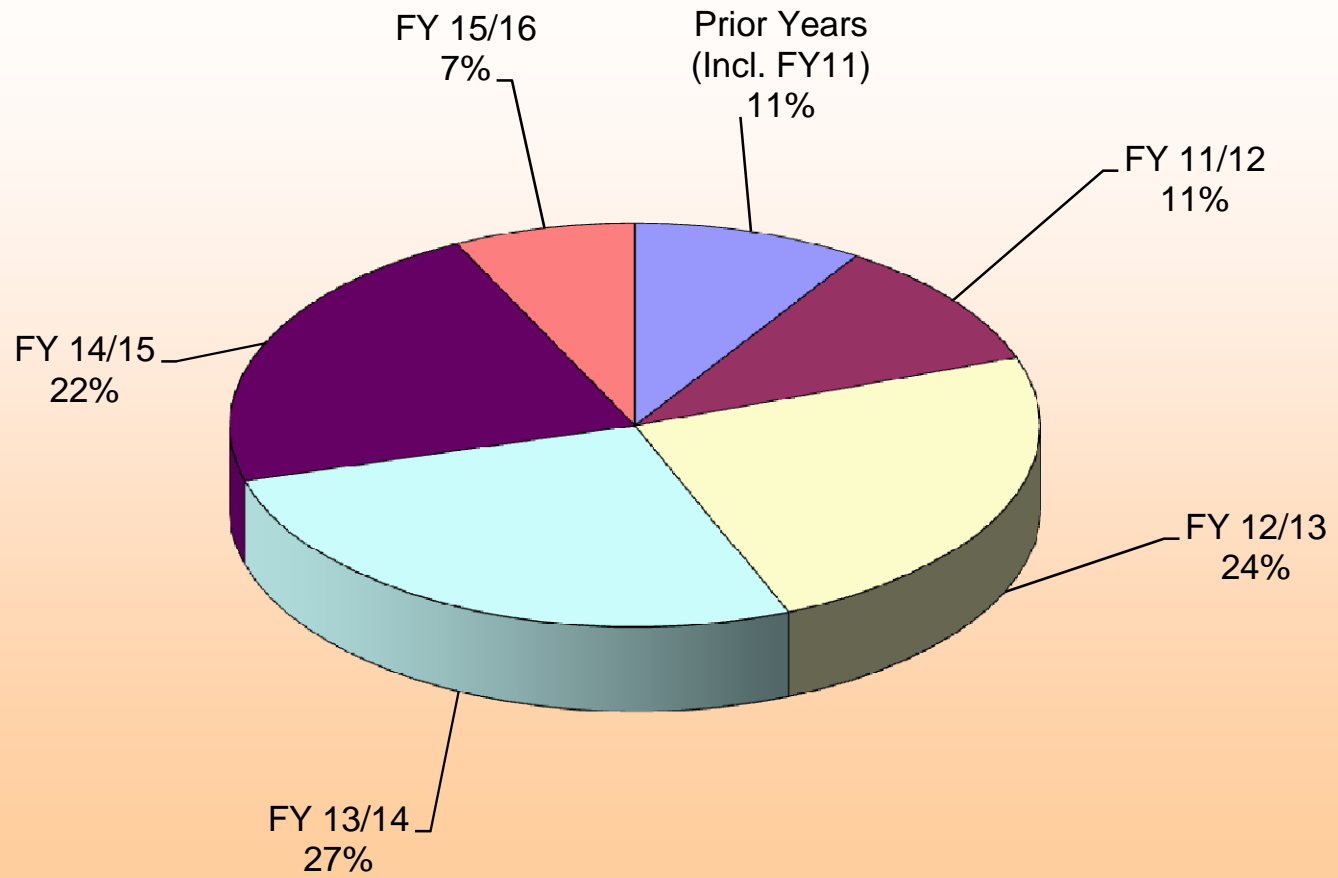
TOTAL EXPENDITURE BY PROJECT TYPE



TOTAL EXPENDITURE BY DEPARTMENT



TOTAL EXPENDITURE BY YEARS



BUILDING

IN THIS SECTION:

- City Hall Roof Replacement
- City Hall Security System
- Facility Door Replacement
- Griffing Center Expansion
- Griffing Park Sprayground
- Hurricane Shutter
- Library Construction Project
- MOCA Building Expansion
- Motor Pool Expansion
- North Miami Gymnasium
- Valentine Community Center

FY12 Supplemental/CIP Request

Project Description:	City Hall Roof Replacement		
Department:	Public Works	Project #	
Division:	Facility Maintenance	Totals	\$0
Account Number:	001-10-452000-519-612-000	Request Type	Replacement
Project Location:	City Hall	Priority Level	Critical Repairs

Objective:

Replace Roofing at City Hall.

Justification:

To provide funds to hire a contractor to replace the roof at City Hall. \$7,300 was spent in FY08 for asbestos testing and the remaining \$242,700 was rebudgeted in FY09 to complete the roof repair. However, due to monetary constraints staff had the roof patched for \$15,000. The complete roof replacement is now scheduled for FY12/13.

Project Estimates:

Object Code	Description	Prior Years	FY 11/12	FY 12/13	FY 13/14	FY 14/15	FY 15/16	Total Estimate
612	City Hall Roof	22,300	-	250,000				272,300
								-
								-
								-
								-
								-
								-
								-
Total		22,300	-	250,000	-	-	-	272,300

Funding Source	Fund #	% Funding	Prior Years	FY 11/12	FY 12/13	FY 13/14	FY 14/15	FY 15/16	Total Estimate
Gen Fund	001	100%	22,300	-	250,000				272,300
									-
									-
									-
Total		100%	22,300	-	250,000	-	-	-	272,300

Budget Office Use Only

<input type="checkbox"/>	Funded
<input type="checkbox"/>	Not Funded
<input type="checkbox"/>	Partially Funded
<input type="checkbox"/>	Pending

FY12 Operating Cost:	\$	-
FY12 Capital Cost:	\$	-
Future Years' Estimated Annual Cost:	\$	-

FY12 Supplemental/CIP Request

Project Description:	City Hall Security System		
Department:	Public Works	Project #	
Division:	Facility Maintenance	Totals	\$0
Account Number:	001-10-452000-519-612-000	Request Type	New Request
Project Location:	City Hall	Priority Level	Improvement

Objective:

Installation of a security surveillance system with motion remote recorder and monitor devices.

Justification:

To provide security at City Hall through a surveillance system complete with motion recorder and monitoring devices.

Project Estimates:

Object Code	Description	Prior Years	FY 11/12	FY 12/13	FY 13/14	FY 14/15	FY 15/16	Total Estimate
612	Security System	-	-	100,000				100,000
								-
								-
								-
								-
								-
								-
								-
Total		-	-	100,000	-	-	-	100,000

Funding Source	Fund #	%	Prior Years	FY 11/12	FY 12/13	FY 13/14	FY 14/15	FY 15/16	Total Estimate
Gen Fund	001	100%	-	-	100,000				100,000
		0%							-
		0%							-
		0%							-
Total		100%	-	-	100,000	-	-	-	100,000

Budget Office Use Only

<input type="checkbox"/>	Funded
<input type="checkbox"/>	Not Funded
<input type="checkbox"/>	Partially Funded
<input type="checkbox"/>	Pending

FY12 Operating Cost:	\$	-
FY12 Capital Cost:	\$	-
Future Years' Estimated Annual Cost:	\$	-

FY12 Supplemental/CIP Request

Project Description:	Facility Door Replacement		
Department:	Parks and Recreation	Project #	
Division:	Parks	Totals	\$0
Account Number:	001-12-468000-572-612-000	Request Type	Replacement
Project Location:		Priority Level	Critical Repairs

Objective:

Replace facility doors

Justification:

To replace doors which have deteriorated beyond repair at the following facilities: Griffing Park (3), Pepper Park (6), Sasso Pool (6)

Project Estimates:

Object Code	Description	Prior Years	FY 11/12	FY 12/13	FY 13/14	FY 14/15	FY 15/16	Total Estimate
612	Replacement Doors			18,000	12,000			30,000
								-
								-
								-
								-
								-
								-
								-
Total		-	-	18,000	12,000	-	-	30,000

Funding Source	Fund #	% Funding	Prior Years	FY 11/12	FY 12/13	FY 13/14	FY 14/15	FY 15/16	Total Estimate
Gen Fund	001	100%			18,000	12,000			30,000
									-
									-
									-
Total		100%	-	-	18,000	12,000	-	-	30,000

Budget Office Use Only

<input type="checkbox"/>	Funded
<input type="checkbox"/>	Not Funded
<input type="checkbox"/>	Partially Funded
<input type="checkbox"/>	Pending

FY12 Operating Cost:	\$	-
FY12 Capital Cost:	\$	-
Future Years' Estimated Annual Cost:	\$	-

FY12 Supplemental/CIP Request

Project Description:	Griffing Center Expansion		
Department:	Parks & Recreation	Project #	
Division:	Facility Operations	Totals	\$0
Account Number:	001-12-465000-572-XXX-000	Request Type	Replacement
Project Location:	12220 Griffing Boulevard	Priority Level	

Objective:

To expand the Griffing Adult Center facilities to include a gymnasium, an additional pavilion, playground and landscaping.

Justification:

The building footprint for Griffing Center was originally designed in 1980 with the intention of future expansion. Since 1980, the City has experienced tremendous growth and the expansion of this facility has become necessary. In 2007, the City Council adopted a Parks, Recreation, and Open Space Master Plan that verified the need to expand. The Master Plan calls for constructing a gymnasium to the center, adding a pavilion, installing a playground, and upgrading the landscaping and parking.

Project Estimates:

Object Code	Description	Prior Years	FY 11/12	FY 12/13	FY 13/14	FY 14/15	FY 15/16	Total Estimate
611	Architecture & Engineering					250,000		250,000
612	Buildings & Improvements						2,200,000	2,200,000
								-
								-
								-
								-
								-
								-
Total		-	-	-	-	250,000	2,200,000	2,450,000

Funding Source	Fund #	% Funding	Prior Years	FY 11/12	FY 12/13	FY 13/14	FY 14/15	FY 15/16	Total Estimate
Gen Fund	001	10%				-	250,000		250,000
CRA	105	90%						2,200,000	2,200,000
									-
									-
Total		100%	-	-	-	-	250,000	2,200,000	2,450,000

Budget Office Use Only

<input type="checkbox"/>	Funded
<input type="checkbox"/>	Not Funded
<input type="checkbox"/>	Partially Funded
<input type="checkbox"/>	Pending

FY12 Operating Cost:	\$ -
FY12 Capital Cost:	\$ -
Future Years' Estimated Annual Cost:	\$ -

FY12 Supplemental/CIP Request

Project Description:	Griffing Park Sprayground		
Department:	Parks and Recreation	Project #	
Division:	Parks Operations	Totals	\$0
Account Number:	001-12-468000-572-XXX-000	Request Type	New Request
Project Location:	Griffing Park	Priority Level	Quality of Life

Objective:

To design, construct and operate a water playground at Griffing Park

Justification:

In order to provide additional opportunities for the children of the community to play in a safe environment and have access to water, the concept has been discussed to design and construct the City's first sprayground. The need for additional access to water playgrounds was created when the City turned Gribble Pool over to the school board for construction of the new North Miami Senior High School. The spraygrounds have become a popular alternative to water playgrounds because they can be operated without lifeguards or staff. The sprayground would be installed in a section of Griffing Park.

Project Estimates:

Object Code	Description	Prior Years	FY 11/12	FY 12/13	FY 13/14	FY 14/15	FY 15/16	Total Estimate
611	Architecture and Engineering				25,000			25,000
616	Sprayground				175,000			175,000
300	Operations				20,000	25,000	25,000	70,000
								-
								-
								-
								-
								-
Total		-	-	-	220,000	25,000	25,000	270,000

Funding Source	Fund #	% Funding	Prior Years	FY 11/12	FY 12/13	FY 13/14	FY 14/15	FY 15/16	Total Estimate
Gen Fund	001	35%				45,000	25,000	25,000	95,000
CRA	105	65%				175,000			175,000
									-
									-
Total		100%	-	-	-	220,000	25,000	25,000	270,000

Budget Office Use Only

<input type="checkbox"/>	Funded
<input type="checkbox"/>	Not Funded
<input type="checkbox"/>	Partially Funded
<input type="checkbox"/>	Pending

FY12 Operating Cost:	\$ -
FY12 Capital Cost:	\$ -
Future Years' Estimated Annual Cost:	\$ -

FY12 Supplemental/CIP Request

Project Description:	Hurricane Shutters		
Department:	Parks and Recreation	Project #	
Division:	Parks	Totals	\$0
Account Number:	001-12-468000-572-614-000	Request Type	New Request
Project Location:		Priority Level	Moderate Cost Benefit

Objective:

Install Hurricane Accordion Shutters

Justification:

The installation of accordion shutters will save time in storm preparation and allow staff to perform other necessary tasks instead of boarding up windows at City recreational facilities: San Souci Tennis Center, Keystone Center, Gwen Margolis Center, Griffin Center, Sunkist Grove Center, Pepper Park and Park Operation Center.

Project Estimates:

Object Code	Description	Prior Years	FY 11/12	FY 12/13	FY 13/14	FY 14/15	FY 15/16	Total Estimate
614	Accordion Shutters				56,000			56,000
								-
								-
								-
								-
								-
								-
								-
Total		-	-	-	56,000	-	-	56,000

Funding Source	Fund #	% Funding	Prior Years	FY 11/12	FY 12/13	FY 13/14	FY 14/15	FY 15/16	Total Estimate
Gen Fund	001	100%			-	56,000			56,000
									-
									-
									-
Total		100%	-	-	-	56,000	-	-	56,000

Budget Office Use Only

<input type="checkbox"/>	Funded
<input type="checkbox"/>	Not Funded
<input type="checkbox"/>	Partially Funded
<input type="checkbox"/>	Pending

FY12 Operating Cost:	\$	-
FY12 Capital Cost:	\$	-
Future Years' Estimated Annual Cost:	\$	-

FY12 Supplemental/CIP Request

Project Description:	New Library Building		
Department:	Library		Project #
Division:	Library		Totals
Account Number:	001-17-490000-571-XXX-000		\$0
Project Location:	Current Location		Request Type
			Replacement
			Priority Level
			Quality of Life

Objective:

To demolish the current Library and reconstruct a state-of-the-art Library to meet the needs of the citizens of the City of North Miami.

Justification:

Input from July 2006 and January 2008 Public Hearings and Focus Groups plus data from Summer 2006 and winter of 2008 Patron Surveys identified the critical need for a more modern Library. Originally built in 1953, it has been more than 15 years since North Miami Public Library has had any major refurbishing or remodeling. North Miami's current Public Library building is too antiquated to meet the needs of the public. The new library will offer many more E-Services which is now the current trend in libraries. In addition, the new building and design will offer safe and convenient municipal parking as well as meet all ADA standards.

Project Estimates:

Object Code	Description	Prior Years	FY 11/12	FY 12/13	FY 13/14	FY 14/15	FY 15/16	Total Estimate
311	Plans and studies	40,000						40,000
611	Architectural & Engineering	185,460			1,000,000			1,185,460
624	Furniture						1,000,000	1,000,000
617	Construction					10,000,000		10,000,000
614	Landscaping							-
								-
								-
								-
Total		225,460	-	-	1,000,000	10,000,000	1,000,000	12,225,460

Funding Source	Fund #	% Funding	Prior Years	FY 11/12	FY 12/13	FY 13/14	FY 14/15	FY 15/16	Total Estimate
Avil Fd	000	92%	225,460				10,000,000	1,000,000	11,225,460
CRA	105	8%			-	1,000,000			1,000,000
									-
									-
Total		100%	225,460	-	-	1,000,000	10,000,000	1,000,000	12,225,460

Budget Office Use Only

<input type="checkbox"/>	Funded
<input type="checkbox"/>	Not Funded
<input type="checkbox"/>	Partially Funded
<input type="checkbox"/>	Pending

FY12 Operating Cost:	\$ -
FY12 Capital Cost:	\$ -
Future Years' Estimated Annual Cost:	\$ -

FY12 Supplemental/CIP Request

Project Description:	MOCA Building Expansion		
Department:	Museum of Contemporary Art	Project #	
Division:	Museum of Contemporary Art	Totals	\$0
Account Number:	001-14-482000-573-XXX-000	Request Type	New Request
Project Location:	Museum of Contemporary Art	Priority Level	Quality of Life

Objective:

Expand building to include new exhibition space for the permanent collection, office space, a multi-purpose space for programs, and an educational wing for the Museum Academy /Art Magnet partnership with Miami-Dade Public Schools.

Justification:

The current facility no longer meets the demands of the public for exhibitions, educational programs and public performances as well as support areas for administration and collections care and management. Since opening in 1996 MOCA has quickly gained recognition locally, nationally, and internationally for its quality. Expansion is necessary to meet the increased needs of the local community and the increasing number of tourists seeking MOCA as a destination. Creating dedicated space for educational programming will make it possible to provide art education programming for both the general public and the new partnership with Miami-Dade Public Schools. The proposed expansion would be on site and provide an additional 30,000+ square feet over two floors for exhibitions, programs, education, offices, and collections storage. \$1,152,000 was spent on A &E services in FY11.

Project Estimates:

Object Code	Description	Prior Years	FY 11/12	FY 12/13	FY 13/14	FY 14/15	FY 15/16	Total Estimate
605	Furniture and Equipment							-
611	A&E, Plans, Studies and	1,152,000	-					1,152,000
611	Administrative Costs							-
612	Building Construction			12,000,000				12,000,000
								-
								-
								-
								-
Total		1,152,000	-	12,000,000	-	-	-	13,152,000

Funding Source	Fund #	% Funding	Prior Years	FY 11/12	FY 12/13	FY 13/14	FY 14/15	FY 15/16	Total Estimate
Gen Fund	001	0%	-						-
CRA	105	9%	1,152,000	-					1,152,000
Other	000	91%			12,000,000				12,000,000
									-
Total		100%	1,152,000	-	12,000,000	-	-	-	13,152,000

Budget Office Use Only

<input type="checkbox"/>	Funded
<input type="checkbox"/>	Not Funded
<input type="checkbox"/>	Partially Funded
<input type="checkbox"/>	Pending

FY12 Operating Cost:	\$	-
FY12 Capital Cost:	\$	-
Future Years' Estimated Annual Cost:	\$	-

FY12 Supplemental/CIP Request

Project Description:	Motor Pool Projects		
Department:	Public Works - Fleet Management	Project #	
Division:	Motor Pool	Totals	\$0
Account Number:	520-10-670000-590-XXX-000	Request Type	Replacement
Project Location:	Motor Pool	Priority Level	

Objective:

Architectural, engineering and construction to design and replace the Motor Pool roof and expand the shop area for a safer working and storage area.

Justification:

In the past Miami-Dade County Fire Dept has cited the building for non-compliance and not meeting existing Fire Code. This architectural and engineering design will allow for replacement of the roof, expand the building and work stations to make it Fire Code compliant and provide a safer working environment.

Project Estimates:

Object Code	Description	Prior Years	FY 11/12	FY 12/13	FY 13/14	FY 14/15	FY 15/16	Total Estimate
612	Construction	74,520			2,000,000			2,074,520
611	Architectural Design			100,000				100,000
								-
								-
								-
								-
								-
								-
Total		74,520	-	100,000	2,000,000	-	-	2,174,520

Funding Source	Fund #	% Funding	Prior Years	FY 11/12	FY 12/13	FY 13/14	FY 14/15	FY 15/16	Total Estimate
Fleet	520	100%	74,520		100,000	2,000,000			2,174,520
									-
									-
									-
Total		100%	74,520	-	100,000	2,000,000	-	-	2,174,520

Budget Office Use Only

<input type="checkbox"/>	Funded
<input type="checkbox"/>	Not Funded
<input type="checkbox"/>	Partially Funded
<input type="checkbox"/>	Pending

FY12 Operating Cost:	\$ -
FY12 Capital Cost:	\$ -
Future Years' Estimated Annual Cost:	\$ -

FY12 Supplemental/CIP Request

Project Description:	North Miami Gymnasium		
Department:	Parks and Recreation		Project #
Division:	Administration		Totals
Account Number:	001-12-468000-572-XXX-000		\$667,910
Project Location:	Old North Miami Senior High Gymnasium		Request Type
			New Request
			Priority Level
			Quality of Life

Objective:

To renovate the old North Miami Senior High gymnasium.

Justification:

Due to the lack of indoor recreation within the City of North Miami, the City and Miami-Dade County School Board have reached an agreement not to demolish the old North Miami Senior High gymnasium. The Gym will be renovated and become a City of North Miami Parks and Recreation facility. The renovations will include interior painting, facade improvements and bathroom renovations.

Project Estimates:

Object Code	Description	Prior Years	FY 11/12	FY 12/13	FY 13/14	FY 14/15	FY 15/16	Total Estimate
611	Architecture / Engineering		55,205					55,205
612	Construction		612,705					612,705
								-
								-
								-
								-
								-
								-
Total		-	667,910	-	-	-	-	667,910

Funding Source	Fund #	% Funding	Prior Years	FY 11/12	FY 12/13	FY 13/14	FY 14/15	FY 15/16	Total Estimate
CRA	105	92%		612,705			-	-	612,705
Gen Fund	001	8%		55,205					55,205
									-
									-
Total		100%	-	667,910	-	-	-	-	667,910

Budget Office Use Only

<input type="checkbox"/>	Funded
<input type="checkbox"/>	Not Funded
<input type="checkbox"/>	Partially Funded
<input type="checkbox"/>	Pending

FY12 Operating Cost:	\$ -
FY12 Capital Cost:	\$ 667,910
Future Years' Estimated Annual Cost:	\$ -

FY12 Supplemental/CIP Request

Project Description:	Valentine Community Center Reconstruction		
Department:	Parks and Recreation	Project #	
Division:	Facility Operations	Totals	\$0
Account Number:	001-12-465000-572-xxx-000	Request Type	New Request
Project Location:	Cagni Park - NE 8 Avenue & 135 Street	Priority Level	

Objective:

To provide architectural, engineering, and construction services for reconstruction of Valentine Community Center.

Justification:

Due to construction of the new North Miami Senior High School (BBB1) along NE 8 Avenue, Valentine Community Center had to be demolished. Negotiations between the City and the School Board did not result in the allocation of funds for the architecture and engineering or reconstruction of this facility. Funds are being requested in FY14 for the architectural and engineering services to create construction and bid documents for the 6,000 square foot replacement community center and to begin construction of the facility. It is anticipated that construction will be completed prior to the start of summer in 2016.

Project Estimates:

Object Code	Description	Prior Years	FY 11/12	FY 12/13	FY 13/14	FY 14/15	FY 15/16	Total Estimate
611	Architecture & Engineering				150,000			150,000
612	Building Construction					1,200,000		1,200,000
605	Equipment						250,000	250,000
300	Staff & Operating						150,000	150,000
								-
								-
								-
								-
Total		-	-	-	150,000	1,200,000	400,000	1,750,000

Funding Source	Fund #	% Funding	Prior Years	FY 11/12	FY 12/13	FY 13/14	FY 14/15	FY 15/16	Total Estimate
CRA	105	91%				150,000	1,200,000	250,000	1,600,000
Gen Fund	001	9%						150,000	150,000
									-
									-
Total		100%	-	-	-	150,000	1,200,000	400,000	1,750,000

Budget Office Use Only

<input type="checkbox"/>	Funded
<input type="checkbox"/>	Not Funded
<input type="checkbox"/>	Partially Funded
<input type="checkbox"/>	Pending

FY12 Operating Cost:	\$ -
FY12 Capital Cost:	\$ -
Future Years' Estimated Annual Cost:	\$ -

FLOOD CONTROL

IN THIS SECTION:

Stormwater Improvements

FY12 Supplemental/CIP Request

Project Description:	Stormwater Improvements		
Department:	Public Works - Stormwater	Project #	
Division:	Stormwater Maintenance & Operations	Totals	\$500,000
Account Number:	490-10-621000-534-620-000	Request Type	Replacement
Project Location:	Various Locations	Priority Level	Regulatory Requirement

Objective:

Funds needed to continue construction of priority drainage as outlined in the adopted Stormwater Master Plan.

Justification:

This level provides funding for drainage improvements to drainage basin as outlined in the Stormwater Master Plan. This will alleviate flooding and also address water quality needs to be in compliance with the City's NPDES Permit.

Project Estimates:

Object Code	Description	Prior Years	FY 11/12	FY 12/13	FY 13/14	FY 14/15	FY 15/16	Total Estimate
620	Basin construction		500,000	500,000	500,000	500,000	500,000	2,500,000
								-
								-
								-
								-
								-
								-
Total		-	500,000	500,000	500,000	500,000	500,000	2,500,000

Funding Source	Fund #	%	Prior Years	FY 11/12	FY 12/13	FY 13/14	FY 14/15	FY 15/16	Total Estimate
Storm Wtr	490	100%		500,000	500,000	500,000	500,000	500,000	2,500,000
		0%							-
		0%							-
		0%							-
Total		100%	-	500,000	500,000	500,000	500,000	500,000	2,500,000

Budget Office Use Only

<input type="checkbox"/>	Funded
<input type="checkbox"/>	Not Funded
<input type="checkbox"/>	Partially Funded
<input type="checkbox"/>	Pending

FY12 Operating Cost:	\$ -
FY12 Capital Cost:	\$ 500,000
Future Years' Estimated Annual Cost:	\$ 500,000

PARKS & RECREATION

IN THIS SECTION:

- Cagni Park Lighting
- Community Park Improvements
- Court Resurfacing
- Enchanted Forest Improvements
- Enchanted Forest Vita Course
- Equipment Replacement
- Facility Backup Lighting
- Fence Replacement
- Ice Machines
- N. Bayshore Park Boardwalk
- Park Signage
- Playground Restoration
- Roof Replacements
- Rucks Park Development
- Shelter Replacement
- Sports Lighting Lamp Replacement

FY12 Supplemental/CIP Request

Project Description:	Cagni Park North Field Lighting		
Department:	Parks and Recreation	Project #	R12Y09005
Division:	Parks Operations	Totals	\$0
Account Number:	001-12-468000-572-614-000	Request Type	New Request
Project Location:	Cagni Park - 13495 NE 8 Avenue	Priority Level	

Objective:

To replace the facility sports lighting that was removed as part of the Interlocal Agreement with Miami-Dade County School Board.

Justification:

In order to bring new public schools to North Miami, the City provided Miami-Dade County School Board with land that previously housed a community center, fire station, park and pool. Upon completion of the new North Miami Senior High School, the School Board will be turning the land for Cagni Park back over to the City. The Park will be reconstructed by the School Board without lighting as approved within the Interlocal Agreement. According to the Agreement, the City will be responsible for funding the replacement sports lighting. In FY13, Phase 2 (north side of 135 Street) of Cagni Park will be completed and the City will also be responsible for funding the sports lighting portion of the project. The City will search for grant funding where applicable.

Project Estimates:

Object Code	Description	Prior Years	FY 11/12	FY 12/13	FY 13/14	FY 14/15	FY 15/16	Total Estimate
614	Sports Lighting - Cagni (North)			600,000				600,000
								-
								-
								-
								-
								-
								-
								-
Total		-	-	600,000	-	-	-	600,000

Funding Source	Fund #	% Funding	Prior Years	FY 11/12	FY 12/13	FY 13/14	FY 14/15	FY 15/16	Total Estimate
Grants	000	100%			600,000				600,000
									-
									-
									-
Total		100%	-	-	600,000	-	-	-	600,000

Budget Office Use Only

<input type="checkbox"/>	Funded
<input type="checkbox"/>	Not Funded
<input type="checkbox"/>	Partially Funded
<input type="checkbox"/>	Pending

FY12 Operating Cost:	\$ -
FY12 Capital Cost:	\$ -
Future Years' Estimated Annual Cost:	\$ -

FY12 Supplemental/CIP Request

Project Description:	Community Park Improvements		
Department:	Parks and Recreation		Project # _____
Division:	Parks Operations		Totals _____
Project Location:	Various Locations		Priority Level Quality of Life

Objective:

To make Breezeswept Park more appealing to the public through a series of improvements.

Justification:

In order to make neighborhood parks more appealing to the residents of the area, a number of improvements including new park furnishings and landscaping will be made. Work will be performed at Breezeswept in FY13, Sunkist Grove in FY14, Overbrook Shores in FY15 and Oleander in FY16.

Project Estimates:

Object Code	Description	Prior Years	FY 11/12	FY 12/13	FY 13/14	FY 14/15	FY 15/16	Total Estimate
608	Pavilion				40,000	40,000	40,000	120,000
614	Landscape			10,000	10,000	10,000	10,000	40,000
311	Debris Dumping Fees			2,000	2,000	2,000	2,000	8,000
611	A&E Services							-
313	Park Furnishings			30,000	10,000	10,000	10,000	60,000
								-
								-
								-
Total		-	-	42,000	62,000	62,000	62,000	228,000

Funding Source	Fund #	%	Prior Years	FY 11/12	FY 12/13	FY 13/14	FY 14/15	FY 15/16	Total Estimate
Gen Fund	001	100%			42,000	62,000	62,000	62,000	228,000
		0%							-
		0%							-
		0%							-
Total		100%	-	-	42,000	62,000	62,000	62,000	228,000

Budget Office Use Only

<input type="checkbox"/>	Funded
<input type="checkbox"/>	Not Funded
<input type="checkbox"/>	Partially Funded
<input type="checkbox"/>	Pending

FY12 Operating Cost:

FY12 Capital Cost:

Estimated Recurring Annual Cost:

\$	-
\$	-
\$	-

FY12 Supplemental/CIP Request

Project Description:	Court Resurfacing		
Department:	Parks and Recreation	Project #	
Division:	Parks	Totals	\$0
Account Number:	001-12-468000-572-614-000	Request Type	Replacement
Project Location:	Various	Priority Level	Quality of Life

Objective:

To resurface courts at the City facilities.

Justification:

To repair the damaged areas of the basketball and tennis courts, resurface, paint, and stripe the following: Pepper Park - \$25,000, Keystone Center - \$10,000, Sunkist Park - \$10,000, Breezeswept - \$10,000, Cagni - \$25,000

Project Estimates:

Object Code	Description	Prior Years	FY 11/12	FY 12/13	FY 13/14	FY 14/15	FY 15/16	Total Estimate
614	Court Resurfacing			25,000	30,000	25,000		80,000
								-
								-
								-
								-
								-
								-
Total		-	-	25,000	30,000	25,000	-	80,000

Funding Source	Fund #	% Funding	Prior Years	FY 11/12	FY 12/13	FY 13/14	FY 14/15	FY 15/16	Total Estimate
Gen Fund	001	100%			25,000	30,000	25,000		80,000
									-
									-
									-
Total		100%	-	-	25,000	30,000	25,000	-	80,000

Budget Office Use Only

<input type="checkbox"/>	Funded
<input type="checkbox"/>	Not Funded
<input type="checkbox"/>	Partially Funded
<input type="checkbox"/>	Pending

FY12 Operating Cost:	\$	-
FY12 Capital Cost:	\$	-
Future Years' Estimated Annual Cost:	\$	-

FY12 Supplemental/CIP Request

Project Description:	Enchanted Forest Park Parking Lot Improvements		
Department:	Parks and Recreation	Project #	
Division:	Enchanted Forest	Totals	\$0
Account Number:	001-12-471000-572-614-000	Request Type	New Request
Project Location:	Elaine Gordon Enchanted Forest Park	Priority Level	

Objective:

To repave and restripe all parking lots and walking trails at the Elaine Gordon Enchanted Forest Park and allocate funding for ongoing annual maintenance.

Justification:

The parking lots and walking trails are in need of repaving and restriping. It has been well over twenty years since the park has been repaved. Roots are becoming a trip hazard for patrons using the park. Over the years the natural elements and heavy traffic have caused the parking lots and trails to deteriorate. Resurfacing will protect the existing asphalt and make the park more appealing to the public. Work to be completed both by Parks and Public Works staff.

Project Estimates:

Object Code	Description	Prior Years	FY 11/12	FY 12/13	FY 13/14	FY 14/15	FY 15/16	Total Estimate
614	Grounds Improvement			100,000				100,000
								-
								-
								-
								-
								-
								-
								-
Total		-	-	100,000	-	-	-	100,000

Funding Source	Fund #	% Funding	Prior Years	FY 11/12	FY 12/13	FY 13/14	FY 14/15	FY 15/16	Total Estimate
Gen Fund	001	100%			100,000	-	-		100,000
									-
									-
									-
Total		100%	-	-	100,000	-	-	-	100,000

Budget Office Use Only

<input type="checkbox"/>	Funded
<input type="checkbox"/>	Not Funded
<input type="checkbox"/>	Partially Funded
<input type="checkbox"/>	Pending

FY12 Operating Cost:	\$ -
FY12 Capital Cost:	\$ -
Future Years' Estimated Annual Cost:	\$ -

FY12 Supplemental/CIP Request

Project Description:	Enchanted Forest Vita Course		
Department:	Parks and Recreation	Project #	R12Y10006
Division:	Parks	Totals	\$0
Account Number:	001-12-468000-572-614-000	Request Type	New Request
Project Location:	Enchanted Forest	Priority Level	

Objective:

To provide and install ten (10) athletic apparatus devices to establish a physical fitness trail for city residents to jog and engage in a physical fitness training program within the community.

Justification:

Install athletic workout equipment in which residents can jog between and perform athletic exercises on this specialized equipment. Funding this request will provide ten (10) athletic activities, related apparatus, and signage. Equipment to be installed by contract.

Project Estimates:

Object Code	Description	Prior Years	FY 11/12	FY 12/13	FY 13/14	FY 14/15	FY 15/16	Total Estimate
614	Vita Course			25,000				25,000
								-
								-
								-
								-
								-
								-
								-
Total		-	-	25,000	-	-	-	25,000

Funding Source	Fund #	% Funding	Prior Years	FY 11/12	FY 12/13	FY 13/14	FY 14/15	FY 15/16	Total Estimate
Gen Fund	001	100%			25,000				25,000
									-
									-
									-
Total		100%	-	-	25,000	-	-	-	25,000

Budget Office Use Only

<input type="checkbox"/>	Funded
<input type="checkbox"/>	Not Funded
<input type="checkbox"/>	Partially Funded
<input type="checkbox"/>	Pending

FY12 Operating Cost:	\$ -
FY12 Capital Cost:	\$ -
Future Years' Estimated Annual Cost:	\$ -

FY12 Supplemental/CIP Request

Project Description:	Equipment Replacement		
Department:	Parks and Recreation		Project #
Division:	Parks		Totals
Account Number:	001-12-468000-572-614-000		\$0
Project Location:	Various		Request Type
			Replacement
			Priority Level
			Moderate Cost Benefit

Objective:

Equipment needed for maintaining athletic fields.

Justification:

To purchase a Boom Sprayer (approx. \$17,000) and Tractor attachments (approx. \$20,000) for the maintenance of the City's athletic fields.

Project Estimates:

Object Code	Description	Prior Years	FY 11/12	FY 12/13	FY 13/14	FY 14/15	FY 15/16	Total Estimate
605	Equipment			37,000				37,000
								-
								-
								-
								-
								-
								-
								-
Total		-	-	37,000	-	-	-	37,000

Funding Source	Fund #	% Funding	Prior Years	FY 11/12	FY 12/13	FY 13/14	FY 14/15	FY 15/16	Total Estimate
Gen Fund	001	100%			37,000				37,000
									-
									-
									-
Total		100%	-	-	37,000	-	-	-	37,000

Budget Office Use Only

<input type="checkbox"/>	Funded
<input type="checkbox"/>	Not Funded
<input type="checkbox"/>	Partially Funded
<input type="checkbox"/>	Pending

FY12 Operating Cost:	\$	-
FY12 Capital Cost:	\$	-
Future Years' Estimated Annual Cost:	\$	-

FY12 Supplemental/CIP Request

Project Description:	Facility Backup Lighting		
Department:	Parks and Recreation		Project #
Division:	Parks Operations		Totals
Account Number:	001-12-468000-572-614-000		\$0
Project Location:	Penny Sugarman Tennis Ctr & Keystone Ctr		Request Type
			New Request
			Priority Level

Objective:

To provide emergency lighting to park facilities after a power outage occurs.

Justification:

When a momentary power outage occurs, it takes approximately twenty minutes for the lamps to cool down enough to be able to come back on. During this time, the park or facility is in almost total darkness; this creates a hazard for athletic participants and spectators that are attempting to leave or move about the area. This emergency lighting activates as soon as the power is restored and stays on until the existing lighting cools enough to reactivate. This will provide the fund to purchase and install backup lighting during these outages. Penny Sugarman Tennis Center will be done in FY13 and Keystone Center will be done in FY14.

Project Estimates:

Object Code	Description	Prior Years	FY 11/12	FY 12/13	FY 13/14	FY 14/15	FY 15/16	Total Estimate
614	Backup Lighting			25,000	15,000			40,000
								-
								-
								-
								-
								-
								-
								-
Total		-	-	25,000	15,000	-	-	40,000

Funding Source	Fund #	% Funding	Prior Years	FY 11/12	FY 12/13	FY 13/14	FY 14/15	FY 15/16	Total Estimate
Gen Fund	001	100%			25,000	15,000			40,000
									-
									-
									-
Total		100%	-	-	25,000	15,000	-	-	40,000

Budget Office Use Only

<input type="checkbox"/>	Funded
<input type="checkbox"/>	Not Funded
<input type="checkbox"/>	Partially Funded
<input type="checkbox"/>	Pending

FY12 Operating Cost:	\$ -
FY12 Capital Cost:	\$ -
Future Years' Estimated Annual Cost:	\$ -

FY12 Supplemental/CIP Request

Project Description:	Fence Replacement and/or new installation		
Department:	Parks and Recreation	Project #	
Division:	Parks	Totals	\$0
Account Number:	001-12-468000-572-614-000	Request Type	New Request
Project Location:	Various	Priority Level	Regulatory Requirement

Objective:

Upgrade Fencing

Justification:

Replace fencing for parking lot enclosure and dumpster enclosure at North Miami Stadium in 2014. Replace perimeter fencing, upgrade to 6" and replace mesh on backstop at Oleander park in 2015.

Project Estimates:

Object Code	Description	Prior Years	FY 11/12	FY 12/13	FY 13/14	FY 14/15	FY 15/16	Total Estimate
614	Fencing upgrade				30,000	55,000		85,000
								-
								-
								-
								-
								-
								-
Total		-	-	-	30,000	55,000	-	85,000

Funding Source	Fund #	% Funding	Prior Years	FY 11/12	FY 12/13	FY 13/14	FY 14/15	FY 15/16	Total Estimate
Gen Fund	001	100%			-	30,000	55,000		85,000
									-
									-
									-
Total		100%	-	-	-	30,000	55,000	-	85,000

Budget Office Use Only

<input type="checkbox"/>	Funded
<input type="checkbox"/>	Not Funded
<input type="checkbox"/>	Partially Funded
<input type="checkbox"/>	Pending

FY12 Operating Cost:	\$ -
FY12 Capital Cost:	\$ -
Future Years' Estimated Annual Cost:	\$ -

FY12 Supplemental/CIP Request

Project Description:	Ice Machine Replacement		
Department:	Parks and Recreation	Project #	
Division:	Parks	Totals	\$0
Account Number:	001-12-468000-572-614-000	Request Type	Replacement
Project Location:	Various locations	Priority Level	Moderate Cost Benefit

Objective:

Replace Ice Machines at rental facilities

Justification:

Ice machines need to be replaced at rental facilities to ensure patrons have ice available during their events. North Miami Stadium (2013), Griffin Center (2014), Pepper Park (2013), San Souci Tennis Center(2014)

Project Estimates:

Object Code	Description	Prior Years	FY 11/12	FY 12/13	FY 13/14	FY 14/15	FY 15/16	Total Estimate
605	Ice Machines			12,000	8,000			20,000
								-
								-
								-
								-
								-
								-
Total		-	-	12,000	8,000	-	-	20,000

Funding Source	Fund #	% Funding	Prior Years	FY 11/12	FY 12/13	FY 13/14	FY 14/15	FY 15/16	Total Estimate
Gen Fund	001	100%			12,000	8,000			20,000
									-
									-
									-
Total		100%	-	-	12,000	8,000	-	-	20,000

Budget Office Use Only

<input type="checkbox"/>	Funded
<input type="checkbox"/>	Not Funded
<input type="checkbox"/>	Partially Funded
<input type="checkbox"/>	Pending

FY12 Operating Cost:	\$ -
FY12 Capital Cost:	\$ -
Future Years' Estimated Annual Cost:	\$ -

FY12 Supplemental/CIP Request

Project Description:	North Bayshore Park Boardwalk Repairs		
Department:	Parks & Recreation	Project #	R12Y09004
Division:	Parks Operations	Totals	\$0
Account Number:	001-12-468000-00-572-xxx-000	Request Type	New Request
Project Location:	North Bayshore Park	Priority Level	Quality of Life

Objective:

To restore the boardwalk so that it may once again be opened to the public.

Justification:

The existing boardwalk was badly damaged during Hurricane Wilma and had to be closed to the public. The Federal Emergency Management Agency has allotted \$23,000 towards repairs of the boardwalk; this would not cover the total estimated cost of repair. In FY 09, the majority of the boardwalk was completely demolished, which included the removal of all boarding, decking, and railing. In FY 13 the boardwalk will be reconstructed, allowing our residents to once again enjoy the great beauty of one of the few remaining open spaces along Biscayne Bay.

Project Estimates:

Object Code	Description	Prior Years	FY 11/12	FY 12/13	FY 13/14	FY 14/15	FY 15/16	Total Estimate
614	Boardwalk Repairs	28,000			300,000			328,000
								-
								-
								-
								-
								-
								-
								-
Total		28,000	-	-	300,000	-	-	328,000

Funding Source	Fund #	% Funding	Prior Years	FY 11/12	FY 12/13	FY 13/14	FY 14/15	FY 15/16	Total Estimate
Gen Fund	001	70%	28,000			200,000			228,000
Grants	000	30%				100,000			100,000
									-
									-
Total		100%	28,000	-	-	300,000	-	-	328,000

Budget Office Use Only

<input type="checkbox"/>	Funded
<input type="checkbox"/>	Not Funded
<input type="checkbox"/>	Partially Funded
<input type="checkbox"/>	Pending

FY12 Operating Cost:	\$ -
FY12 Capital Cost:	\$ -
Future Years' Estimated Annual Cost:	\$ -

FY12 Supplemental/CIP Request

Project Description:	Park Identification Signs		
Department:	Parks and Recreation	Project #	
Division:	Parks	Totals	\$0
Account Number:	001-12-468000-572-614-000	Request Type	Replacement
Project Location:	Various	Priority Level	Quality of Life

Objective:

Replacement of identification signs.

Justification:

To replace eight (8) identification signs at the following locations, which have deteriorated beyond repair: Parks Department, Ben Franklin, Claude Pepper Park, Enchanted Forest, Jaycee Park, Oleander Park, Overbrook Park and Griffing Park. These are scheduled to be replaced in conjunction with the new city signs as a phased city-wide project.

Project Estimates:

Object Code	Description	Prior Years	FY 11/12	FY 12/13	FY 13/14	FY 14/15	FY 15/16	Total Estimate
614	Signage			24,000	24,000			48,000
								-
								-
								-
								-
								-
								-
Total		-	-	24,000	24,000	-	-	48,000

Funding Source	Fund #	% Funding	Prior Years	FY 11/12	FY 12/13	FY 13/14	FY 14/15	FY 15/16	Total Estimate
Gen Fund	001	100%			24,000	24,000			48,000
									-
									-
									-
Total		100%	-	-	24,000	24,000	-	-	48,000

Budget Office Use Only

<input type="checkbox"/>	Funded
<input type="checkbox"/>	Not Funded
<input type="checkbox"/>	Partially Funded
<input type="checkbox"/>	Pending

FY12 Operating Cost:	\$ -
FY12 Capital Cost:	\$ -
Future Years' Estimated Annual Cost:	\$ -

FY12 Supplemental/CIP Request

Project Description:	Playground Restoration		
Department:	Parks and Recreation	Project #	R12Y10015
Division:	Parks Operations	Totals	\$0
Account Number:	001-12-462000-572-XXX-000	Request Type	New Request
Project Location:	Pepper Park	Priority Level	

Objective:

To provide and install new children's play apparatus such as swing, slides and merry-go-rounds, boarders, a permanent padded surface, and a shade structure to provide protection from the sun.

Justification:

The equipment that is currently utilized in the majority of the City's Parks and Recreation facilities has been there for years and has become outdated. This request will replace the main tot-lot apparatus and install a cushioned, permanent synthetic surface covering the ground around the equipment. This new type of surface is ADA compliant. The first location will be Claude Pepper Park, other location to be determined.

Project Estimates:

Object Code	Description	Prior Years	FY 11/12	FY 12/13	FY 13/14	FY 14/15	FY 15/16	Total Estimate
610	Playground Equipment & Install				140,000	140,000	140,000	420,000
311	Sanitation Debris Disposal Fee				2,500	2,500	2,500	7,500
612	Playground Borders				20,000	20,000	20,000	60,000
								-
								-
								-
								-
								-
Total		-	-	-	162,500	162,500	162,500	487,500

Funding Source	Fund #	% Funding	Prior Years	FY 11/12	FY 12/13	FY 13/14	FY 14/15	FY 15/16	Total Estimate
Gen Fund	001	100%				162,500	162,500	162,500	487,500
									-
									-
									-
Total		100%	-	-	-	162,500	162,500	162,500	487,500

Budget Office Use Only

<input type="checkbox"/>	Funded
<input type="checkbox"/>	Not Funded
<input type="checkbox"/>	Partially Funded
<input type="checkbox"/>	Pending

FY12 Operating Cost:	\$ -
FY12 Capital Cost:	\$ -
Future Years' Estimated Annual Cost:	\$ -

FY12 Supplemental/CIP Request

Project Description:	Replace Aging Roofs		
Department:	Parks and Recreation	Project #	
Division:	Parks	Totals	\$0
Account Number:	001-12-468000-572-614-000	Request Type	Replacement
Project Location:	Various	Priority Level	Regulatory Requirement

Objective:

Replace roofs at City facilities.

Justification:

Enchanted Forest West Shelter - \$10,000, Sunkist Community Center - \$60,000, Sasso Pool - \$40,000, Stable at Enchanted Forest - \$15,000

Project Estimates:

Object Code	Description	Prior Years	FY 11/12	FY 12/13	FY 13/14	FY 14/15	FY 15/16	Total Estimate
612	Roof Repairs			25,000	60,000	40,000		125,000
								-
								-
								-
								-
								-
								-
Total		-	-	25,000	60,000	40,000	-	125,000

Funding Source	Fund #	% Funding	Prior Years	FY 11/12	FY 12/13	FY 13/14	FY 14/15	FY 15/16	Total Estimate
Gen Fund	001	100%			25,000	60,000	40,000		125,000
									-
									-
									-
Total		100%	-	-	25,000	60,000	40,000	-	125,000

Budget Office Use Only

<input type="checkbox"/>	Funded
<input type="checkbox"/>	Not Funded
<input type="checkbox"/>	Partially Funded
<input type="checkbox"/>	Pending

FY12 Operating Cost:	\$ -
FY12 Capital Cost:	\$ -
Future Years' Estimated Annual Cost:	\$ -

FY12 Supplemental/CIP Request

Project Description:	Rucks Park Development		
Department:	Parks and Recreation		Project #
Division:	Parks Operations		Totals
Account Number:	001-12-468000-572-XXX-000		Request Type
Project Location:	137 Street and NE 5 Avenue		Priority Level
			New Request
			Quality of Life

Objective:

To convert the undeveloped land into a park with amenities to be enjoyed by all age groups.

Justification:

At one time, this land was being considered for the development of low-cost housing through the City's Community Redevelopment Agency. With the changing economy, it was no longer feasible to utilize the land for this purpose. An option that is being considered is to turn the land over to the Parks and Recreation Department for the development of athletic fields and play space for the community. Some of the amenities that will be considered for this land include soccer fields, a softball field, volleyball courts, a playground, picnic pavilions, a restroom/concession/storage facility, and a aquatics facility. Architecture & Engineering work will be performed in FY13 and the site will be developed in FY14.

Project Estimates:

Object Code	Description	Prior Years	FY 11/12	FY 12/13	FY 13/14	FY 14/15	FY 15/16	Total Estimate
611	Architecture & Engineering			500,000				500,000
608	Picnic Shelter							-
610	Playground Equipment				150,000			150,000
613	Parking Lots				150,000			150,000
614	Facility Development				4,200,000			4,200,000
								-
								-
								-
Total		-	-	500,000	4,500,000	-	-	5,000,000

Funding Source	Fund #	%	Prior Years	FY 11/12	FY 12/13	FY 13/14	FY 14/15	FY 15/16	Total Estimate
GOB	000	100%			500,000	4,500,000			5,000,000
		0%							-
		0%							-
		0%							-
Total		100%	-	-	500,000	4,500,000	-	-	5,000,000

Budget Office Use Only

<input type="checkbox"/>	Funded
<input type="checkbox"/>	Not Funded
<input type="checkbox"/>	Partially Funded
<input type="checkbox"/>	Pending

FY12 Operating Cost:	\$ -
FY12 Capital Cost:	\$ -
Estimated Recurring Annual Cost:	\$ 100,000

FY12 Supplemental/CIP Request

Project Description:	Shelter Replacement		
Department:	Parks and Recreation		Project #
Division:	Parks		Totals
Account Number:	001-12-468000-572-614-000		\$0
Project Location:	Bayshore Park		Request Type
			Replacement
			Priority Level
			Quality of Life

Objective:

Shelter replacement

Justification:

Replace deteriorated shelter

Project Estimates:

Object Code	Description	Prior Years	FY 11/12	FY 12/13	FY 13/14	FY 14/15	FY 15/16	Total Estimate
608	Replace Shelter				40,000			40,000
								-
								-
								-
								-
								-
								-
								-
Total		-	-	-	40,000	-	-	40,000

Funding Source	Fund #	% Funding	Prior Years	FY 11/12	FY 12/13	FY 13/14	FY 14/15	FY 15/16	Total Estimate
Gen Fund	001	100%			-	40,000			40,000
									-
									-
									-
Total		100%	-	-	-	40,000	-	-	40,000

Budget Office Use Only

<input type="checkbox"/>	Funded
<input type="checkbox"/>	Not Funded
<input type="checkbox"/>	Partially Funded
<input type="checkbox"/>	Pending

FY12 Operating Cost:	\$	-
FY12 Capital Cost:	\$	-
Future Years' Estimated Annual Cost:	\$	-

FY12 Supplemental/CIP Request

Project Description:	Sports Lighting Lamp Replacement		
Department:	Parks and Recreation	Project #	
Division:	Parks Operations.	Totals	\$0
Account Number:	001-12-468000-572-614-000	Request Type	New Request
Project Location:	Keystone Park, Pepper Park, PS Tennis Ctr	Priority Level	

Objective:

Provide parts and labor to replace light bulbs on athletic fields, tennis and basketball courts, and other areas of the parks and facilities that are exceeding the expected life cycle.

Justification:

The usefull life of a 1000 Watt lamp is approximately ten thousand hours. At approximately this period the lamps will begin to fail, and the light begins to turn from a white to a pinkish hue. This will provide funds to replace these lamps as they reach the end of their normal life cycle. Keystone Park and Penny Sugarman Tennis Center will be done in FY14 and Pepper Park Tennis and Basketball will be done in FY15.

Project Estimates:

Object Code	Description	Prior Years	FY 11/12	FY 12/13	FY 13/14	FY 14/15	FY 15/16	Total Estimate
614	Facility Lighting				120,000	150,000		270,000
								-
								-
								-
								-
								-
								-
Total		-	-	-	120,000	150,000	-	270,000

Funding Source	Fund #	% Funding	Prior Years	FY 11/12	FY 12/13	FY 13/14	FY 14/15	FY 15/16	Total Estimate
Gen Fund	001	100%				120,000	150,000		270,000
									-
									-
									-
Total		100%	-	-	-	120,000	150,000	-	270,000

Budget Office Use Only

<input type="checkbox"/>	Funded
<input type="checkbox"/>	Not Funded
<input type="checkbox"/>	Partially Funded
<input type="checkbox"/>	Pending

FY12 Operating Cost:	\$ -
FY12 Capital Cost:	\$ -
Future Years' Estimated Annual Cost:	\$ -

SEWER MAINTENANCE

IN THIS SECTION:

- Lift Station Rehabilitation
- Sanitary Sewer Rehabilitation
- Transfer Switches

FY12 Supplemental/CIP Request

Project Description:	Lift Stations Rehabilitation		
Department:	Public Works		Project #
Division:	Utility Equipment Maintenance		Totals
Account Number:	420-10-644000-536-xxx-000		\$200,000
Project Location:	Various Lift Stations		Request Type
			Replacement
			Priority Level
			Regulatory Requirement

Objective:

This level provides funds to implement a revitalization and maintenance schedule for the City's 45 lift stations.

Justification:

The City's Sanitary Lift Stations are dated and in poor condition. The risks of leakage and contamination is a large concern, as well as the cost of remediation and clean-up. The City needs to protect our facilities and the surrounding residents in the areas of the Lift Stations. A 20-year revitalizing and maintenance schedule has been developed to proactively address these and other possible risks.

Project Estimates:

Object Code	Description	Prior Years	FY 11/12	FY 12/13	FY 13/14	FY 14/15	FY 15/16	Total Estimate
608	Mechanical	40,000						40,000
608	Electrical	65,000						65,000
608	Telemetry	200,000						200,000
608	Pumps	130,000						130,000
608	Structures	430,000						430,000
608	Various	1,668,627	200,000	200,000	500,000	500,000	500,000	3,568,627
								-
								-
Total		2,533,627	200,000	200,000	500,000	500,000	500,000	4,433,627

Funding Source	Fund #	% Funding	Prior Years	FY 11/12	FY 12/13	FY 13/14	FY 14/15	FY 15/16	Total Estimate
W&S	420	100%	2,533,627	200,000	200,000	500,000	500,000	500,000	4,433,627
									-
									-
									-
Total		100%	2,533,627	200,000	200,000	500,000	500,000	500,000	4,433,627

Budget Office Use Only

<input type="checkbox"/>	Funded
<input type="checkbox"/>	Not Funded
<input type="checkbox"/>	Partially Funded
<input type="checkbox"/>	Pending

FY12 Operating Cost:	\$ -
FY12 Capital Cost:	\$ 200,000
Future Years' Estimated Annual Cost:	\$ 200,000

FY12 Supplemental/CIP Request

Project Description:	Sanitary Sewer Rehabilitation		
Department:	Public Works - Water & Sewer	Project #	
Division:	Sewer Collection & Disposal	Totals	\$1,900,000
Account Number:	420-10-650000-536-641-000	Request Type	Replacement
Project Location:	Various Locations	Priority Level	Regulatory Requirement

Objective:

This level provides funds to implement a 20-year rehabilitation and maintenance schedule for the City's Sanitary Sewer System. Also, to take corrective actions to satisfy requirements of Peak Flow Management Study.

Justification:

The City's Sanitary Sewer System is approximately 50 yrs old, therefore due to the age and condition of the pipes excess groundwater infiltration is responsible for sewer backups and excessive sewage treatment charges. Implementing a 20 year rehabilitation and maintenance schedule will address these issues and reduce the sewage treatment cost. Our consultants performed a peak flow management study as required by DERM. The recommendations and corrective actions suggested in the study must be addressed in order to be in compliance with regulatory agencies.

Project Estimates:

Object Code	Description	Prior Years	FY 11/12	FY 12/13	FY 13/14	FY 14/15	FY 15/16	Total Estimate
641	Gravity Sewer Improvement		500,000	500,000	500,000	500,000	500,000	2,500,000
641	SS Force Main Improvement	350,000	1,400,000	728,000				2,478,000
641	Repl. 4" & 6" Sewer ForceMair	150,000						150,000
641	Sewer Line & Manhole Rehab	481,413						481,413
	Finance Charges							-
								-
								-
								-
Total		981,413	1,900,000	1,228,000	500,000	500,000	500,000	5,609,413

Funding Source	Fund #	%	Prior Years	FY 11/12	FY 12/13	FY 13/14	FY 14/15	FY 15/16	Total Estimate
CIF	000	100%	981,413	1,900,000	1,228,000	500,000	500,000	500,000	5,609,413
		0%							-
		0%							-
		0%							-
Total		100%	981,413	1,900,000	1,228,000	500,000	500,000	500,000	5,609,413

Budget Office Use Only

<input type="checkbox"/>	Funded
<input type="checkbox"/>	Not Funded
<input type="checkbox"/>	Partially Funded
<input type="checkbox"/>	Pending

FY12 Operating Cost:	\$ -
FY12 Capital Cost:	\$ 1,900,000
Future Years' Estimated Annual Cost:	\$ 500,000

FY12 Supplemental/CIP Request

Project Description:	Transfer Switches		
Department:	Public Works - Water & Sewer	Project #	R10Y09029
Division:	Utility Equipment Maintenance	Totals	\$0
Account Number:	420-10-644000-536-605-000	Request Type	Replacement
Project Location:	Various Lift Stations	Priority Level	Quality of Life

Objective:

This level will provide funds for installation of emergency switches for 12 Sanitary Sewer Lift Stations that will allow for rapid connections with the generators and lift stations.

Justification:

During a power outage the Sewer Lift Stations need to have temporary power to maintain the flow of raw sewer to prevent the City's gravity sewer mains from surcharge and overflow in the streets. The City's work force will be more efficient if they could connect the emergency generators to a switch box without the assistance of the City's Electrician at every station. These stations are located within and outside of City limits, which takes time for the Electrician to travel to each station every time a generator needs to be started.

Project Estimates:

Object Code	Description	Prior Years	FY 11/12	FY 12/13	FY 13/14	FY 14/15	FY 15/16	Total Estimate
605	Switches - Portable Generators	60,000		30,000	30,000	30,000	30,000	180,000
								-
								-
								-
								-
								-
								-
Total		60,000	-	30,000	30,000	30,000	30,000	180,000

Funding Source	Fund #	% Funding	Prior Years	FY 11/12	FY 12/13	FY 13/14	FY 14/15	FY 15/16	Total Estimate
W&S	420	100%	60,000		30,000	30,000	30,000	30,000	180,000
									-
									-
									-
Total		100%	60,000	-	30,000	30,000	30,000	30,000	180,000

Budget Office Use Only

<input type="checkbox"/>	Funded
<input type="checkbox"/>	Not Funded
<input type="checkbox"/>	Partially Funded
<input type="checkbox"/>	Pending

FY12 Operating Cost:	\$ -
FY12 Capital Cost:	\$ -
Future Years' Estimated Annual Cost:	\$ -

TECHNOLOGY IMPROVEMENTS

IN THIS SECTION:

Cyclical Computer Replacement
Radio Communications

FY12 Supplemental/CIP Request

Project Description:	Cyclical replacement of servers, computers, laptops, printers & switches		
Department:	Information Technology	Project #	
Division:	Network & Programming	Totals	\$49,200
Account Number:	001-07-421000-519-602-000	Request Type	Replacement
Project Location:	City-wide	Priority Level	Improvement

Objective:

To replace existing servers, computers, laptops, printers & switches for all City departments.

Justification:

The Information Technology Department is responsible for the replacement of most computer related equipment. Our current breakdown of equipment is: Police Department laptops 110, desktops 50, printers 10 and 5 servers, City Hall and all other locations laptops 15, desktops 175, printers 55 and 15 servers. The estimated life span of our existing computer equipment is 3 to 4 years. This will allow for the City to maintain an efficient network with reliable equipment.

Project Estimates:

Object Code	Description	Prior Years	FY 11/12	FY 12/13	FY 13/14	FY 14/15	FY 15/16	Total Estimate
602	Computer Equipment	58,577	49,200	49,200	50,400	75,600	100,800	383,777
								-
								-
								-
								-
								-
								-
Total		58,577	49,200	49,200	50,400	75,600	100,800	383,777

Funding Source	Fund #	% Funding	Prior Years	FY 11/12	FY 12/13	FY 13/14	FY 14/15	FY 15/16	Total Estimate
Gen Fund	001	100%	58,577	49,200	49,200	50,400	75,600	100,800	383,777
									-
									-
Total		100%	58,577	49,200	49,200	50,400	75,600	100,800	383,777

Budget Office Use Only

<input type="checkbox"/>	Funded
<input type="checkbox"/>	Not Funded
<input type="checkbox"/>	Partially Funded
<input type="checkbox"/>	Pending

FY12 Operating Cost:	\$ -
FY12 Capital Cost:	\$ 49,200
Future Years' Estimated Annual Cost:	\$ 49,200

FY12 Supplemental/CIP Request

Project Description:	Radio Communications		
Department:	Parks and Recreation		Project #
Division:	Parks		Totals
Account Number:	001-12-468000-572-614-000		\$0
Project Location:	Various		Request Type
			Replacement
			Priority Level
			Moderate Cost Benefit

Objective:

Replace Radios

Justification:

Hand held and vehicle mounted radio replacements are beyond repair. Staff is recommending to upgrade to digital radios.

Project Estimates:

Object Code	Description	Prior Years	FY 11/12	FY 12/13	FY 13/14	FY 14/15	FY 15/16	Total Estimate
605	Replacement Radios				30,000			30,000
								-
								-
								-
								-
								-
								-
								-
Total		-	-	-	30,000	-	-	30,000

Funding Source	Fund #	% Funding	Prior Years	FY 11/12	FY 12/13	FY 13/14	FY 14/15	FY 15/16	Total Estimate
Gen Fund	001	100%			-	30,000			30,000
									-
									-
									-
Total		100%	-	-	-	30,000	-	-	30,000

Budget Office Use Only

<input type="checkbox"/>	Funded
<input type="checkbox"/>	Not Funded
<input type="checkbox"/>	Partially Funded
<input type="checkbox"/>	Pending

FY12 Operating Cost:	\$	-
FY12 Capital Cost:	\$	-
Future Years' Estimated Annual Cost:	\$	-

TRANSPORTATION

IN THIS SECTION:

- Bike Network
- Bike Path Grant
- Median Improvements
- Sidewalk Installation
- Street Resurfacing
- Street Tree Trimming
- Traffic Calming
- Transit Shelters

FY12 Supplemental/CIP Request

Project Description:	Establish Bicycle Network		
Department:	Community Planning & Development	Project #	R09Y10004
Division:	Transportation Surtax	Totals	\$0
Account Number:	185-09-550000-541-XXX-000	Request Type	Additional Funds
Project Location:	Citywide	Priority Level	Quality of Life

Objective:

Establish, sign, and market bicycle network.

Justification:

The City has recently updated their bicycle network master plan, and embarked on a program to create or designate bicycle facilities throughout the City. This program will help make designated primary and secondary bicycle facilities safer for cyclists by installing signs, encouraging enforcement, and educating residents about how and where to safely operate a bicycle. A bicycle map will be developed showing bicycle routes and racks.

Project Estimates:

Object Code	Description	Prior Years	FY 11/12	FY 12/13	FY 13/14	FY 14/15	FY 15/16	Total Estimate
618	Bicycle signage & striping	30,000	-	20,000	20,000	20,000	20,000	110,000
395	Bicycle education & marketing	-	-	3,000	3,000	3,000	3,000	12,000
								-
								-
								-
								-
								-
								-
Total		30,000	-	23,000	23,000	23,000	23,000	122,000

Funding Source	Fund #	%	Prior Years	FY 11/12	FY 12/13	FY 13/14	FY 14/15	FY 15/16	Total Estimate
1/2-Cent	185	100%	30,000	-	23,000	23,000	23,000	23,000	122,000
		0%							-
		0%							-
		0%							-
Total		100%	30,000	-	23,000	23,000	23,000	23,000	122,000

Budget Office Use Only

<input type="checkbox"/>	Funded
<input type="checkbox"/>	Not Funded
<input type="checkbox"/>	Partially Funded
<input type="checkbox"/>	Pending

FY12 Operating Cost:	\$ -
FY12 Capital Cost:	\$ -
Future Years' Estimated Annual Cost:	\$ -

FY12 Supplemental/CIP Request

Project Description:	Arch Creek Bike Path		
Department:	Community Planning & Development	Project #	G09Y06016
Division:	Planning	Totals	\$353,554
Account Number:	001-09-439000-515-618-000	Request Type	New Request
Project Location:	NE 135 St., East of Biscayne Blvd	Priority Level	Quality of Life

Objective:

To provide funding for the proposed bike path until reimbursement from Florida Department of Transportation (FDOT) as requested per the Local Agency Participation (LAP) Agreement.

Justification:

In June 2005, the City Council approved a resolution authorizing the City Manager to enter into agreement with FDOT District VI to negotiate and execute a LAP agreement for a \$488,000 grant (\$65,000 design and \$423,000 construction) to create a bike path along NE 135 Street east of Biscayne Boulevard to the path south of Bay Vista Boulevard at the FIU campus. The City has completed the design and constructed the first phase of the bike path. The remaining phase includes the installation of two environmentally engineered "green bridges" that will be configured to meet the State and County guidelines for shared use bike paths. **Rebudgeted from FY12**

Project Estimates:

Object Code	Description	Prior Years	FY 11/12	FY 12/13	FY 13/14	FY 14/15	FY 15/16	Total Estimate
618	Construction of Bike Path	134,446	353,554					488,000
								-
								-
								-
								-
								-
								-
								-
Total		134,446	353,554	-	-	-	-	488,000

Funding Source	Fund #	%	Prior Years	FY 11/12	FY 12/13	FY 13/14	FY 14/15	FY 15/16	Total Estimate
Grants	001	100%	134,446	353,554	-	-	-	-	488,000
		0%							-
		0%							-
		0%							-
Total		100%	134,446	353,554	-	-	-	-	488,000

Budget Office Use Only

<input type="checkbox"/>	Funded
<input type="checkbox"/>	Not Funded
<input type="checkbox"/>	Partially Funded
<input type="checkbox"/>	Pending

FY12 Operating Cost:	\$ -
FY12 Capital Cost:	\$ 353,554
Future Years' Estimated Annual Cost:	\$ -

FY12 Supplemental/CIP Request

Project Description:	City Signage Master Plan & Sign Construction		
Department:	Community Planning & Development	Project #	
Division:	Transportation Surtax	Totals	\$200,000
Account Number:	185-09-550000-541-618-000	Request Type	New Request
Project Location:	Citywide	Priority Level	

Objective:

To create a Signage Plan to include a series of color conceptual renderings for the City's Central Business District, Arts District, civic buildings, public parking, local university/colleges, and places of interest.

Justification:

Objective 9.1 and Policy 9.1.3 of the City's Comprehensive Plan recommends the creation of a Citywide Wayfinding/Signage Plan. As such, the purpose of the proposed Signage Master Plan is to create a uniformed sign template that will better identify North Miami's edges and differentiate its boundaries from some of the neighboring Cities. The signage will also help visitors, residents and business interests to more easily navigate through North Miami's cultural and business districts as well as the City's busy network of urban streets. The City has already installed 15 gateway signs in phase 1 and has commenced design of the phase 2 signs with final installation slated for June 2012.

Project Estimates:

Object Code	Description	Prior Years	FY 11/12	FY 12/13	FY 13/14	FY 14/15	FY 15/16	Total Estimate
618	Signage Plan & Installation		200,000					200,000
								-
								-
								-
								-
								-
								-
								-
Total		-	200,000	-	-	-	-	200,000

Funding Source	Fund #	% Funding	Prior Years	FY 11/12	FY 12/13	FY 13/14	FY 14/15	FY 15/16	Total Estimate
1/2-Cent	185	100%		200,000	-				200,000
									-
									-
									-
Total		100%	-	200,000	-	-	-	-	200,000

Budget Office Use Only

<input type="checkbox"/>	Funded
<input type="checkbox"/>	Not Funded
<input type="checkbox"/>	Partially Funded
<input type="checkbox"/>	Pending

FY12 Operating Cost:	\$ -
FY12 Capital Cost:	\$ 200,000
Future Years' Estimated Annual Cost:	\$ -

FY12 Supplemental/CIP Request

Project Description:	Repair/Improve Roadway Medians and Curbs		
Department:	Public Works	Project #	
Division:	Transportation - Gas Tax	Totals	\$100,000
Account Number:	370-09-620000-541-618-000	Request Type	Additional Funds
Project Location:	Citywide	Priority Level	Improvement

Objective:

To improve medians and curbs along roadways that have been damaged over time, or where they are needed for traffic calming and neighborhood enhancement.

Justification:

Medians and other horizontal traffic deflectors, such as traffic circles, serve an important function of calming traffic by narrowing lane widths. However they can suffer damage from cars and trucks as they impact them. These funds are made available to repair damaged curbs/medians as well as to install new ones where allowed. Targeted areas include NE 4th Avenue.

Project Estimates:

Object Code	Description	Prior Years	FY 11/12	FY 12/13	FY 13/14	FY 14/15	FY 15/16	Total Estimate
618	Medians and Curbing	250,000	100,000	100,000	100,000	100,000	100,000	750,000
								-
								-
								-
								-
								-
								-
								-
Total		250,000	100,000	100,000	100,000	100,000	100,000	750,000

Funding Source	Fund #	%	Prior Years	FY 11/12	FY 12/13	FY13/14	FY 14/15	FY 15/16	Total Estimate
Gas Tax	370	100%	250,000	100,000	100,000	100,000	100,000	100,000	750,000
		0%							-
		0%							-
		0%							-
Total		100%	250,000	100,000	100,000	100,000	100,000	100,000	750,000

Budget Office Use Only

<input type="checkbox"/>	Funded
<input type="checkbox"/>	Not Funded
<input type="checkbox"/>	Partially Funded
<input type="checkbox"/>	Pending

FY12 Operating Cost:	\$ -
FY12 Capital Cost:	\$ 100,000
Estimated Recurring Annual Cost:	\$ 100,000

FY12 Supplemental/CIP Request

Project Description:	Sidewalk Installation and Repairs		
Department:	Public Works	Project #	R10Y10002
Division:	1/2 Cent Transportation Surtax	Totals	\$73,581
Account Number:	185-09-551000-541-618-000	Request Type	Additional Funds
Project Location:	Citywide	Priority Level	Improvement

Objective:

To repair sidewalks and install handicap accessible ramps throughout the City in order to improve accessibility to mass transit.

Justification:

This request provides funds to continue the maintenance of existing sidewalks throughout the City. Sidewalks are damaged by tree roots or other elemental factors. Request from residents for repairs are received on a daily basis and must be addressed in order to maintain a safe, handicap accessible sidewalk system for our residents to encourage walking, bicycling and transit.

Project Estimates:

Object Code	Description	Prior Years	FY 11/12	FY 12/13	FY 13/14	FY 14/15	FY 15/16	Total Estimate
618	Install Sidewalks	163,000	73,581	100,000	100,000	100,000	100,000	636,581
								-
								-
								-
								-
								-
								-
Total		163,000	73,581	100,000	100,000	100,000	100,000	636,581

Funding Source	Fund #	%	Prior Years	FY 11/12	FY 12/13	FY 13/14	FY 14/15	FY 15/16	Total Estimate
1/2-Cent	185	100%	163,000	73,581	100,000	100,000	100,000	100,000	636,581
		0%							-
		0%							-
		0%							-
Total		100%	163,000	73,581	100,000	100,000	100,000	100,000	636,581

Budget Office Use Only

<input type="checkbox"/>	Funded
<input type="checkbox"/>	Not Funded
<input type="checkbox"/>	Partially Funded
<input type="checkbox"/>	Pending

FY12 Operating Cost:	\$ -
FY12 Capital Cost:	\$ 73,581
Estimated Recurring Annual Cost:	\$ 100,000

FY12 Supplemental/CIP Request

Project Description:	Street Resurfacing		
Department:	Public Works	Project #	
Division:	Transportation - Gas Tax	Totals	\$256,734
Account Number:	370-09-620000-541-618-000	Request Type	Replacement
Project Location:	Citywide	Priority Level	Quality of Life

Objective:

Resurface streets, including milling where required, within City limits. Areas where work will be performed are determined by priority, based on the severity of damage.

Justification:

The majority of the paved streets have been resurfaced by the Streets Division in the past. Due to regular traffic use, weather conditions, etc., many of the roads are now in need of resurfacing again. A private contractor will be hired to resurface existing streets as determined by priority. In some instances, milling may be required in order to maintain existing street elevations; this is necessary to prevent stormwater runoff from flowing onto private properties and rights-of-ways.

Project Estimates:

Object Code	Description	Prior Years	FY11/12	FY 12/13	FY 13/14	FY 14/15	FY 15/16	Total Estimate
618	Roadway Improvements	600,000	256,734	250,000	250,000	250,000	250,000	1,856,734
								-
								-
								-
								-
								-
								-
								-
Total		600,000	256,734	250,000	250,000	250,000	250,000	1,856,734

Funding Source	Fund #	%	Prior Years	FY 11/12	FY 12/13	FY 13/14	FY 14/15	FY 15/16	Total Estimate
Gas Tax	370	100%	600,000	256,734	250,000	250,000	250,000	250,000	1,856,734
		0%							-
		0%							-
		0%							-
Total		100%	600,000	256,734	250,000	250,000	250,000	250,000	1,856,734

Budget Office Use Only

<input type="checkbox"/>	Funded
<input type="checkbox"/>	Not Funded
<input type="checkbox"/>	Partially Funded
<input type="checkbox"/>	Pending

FY12 Operating Cost:	\$ -
FY12 Capital Cost:	\$ 256,734
Estimated Recurring Annual Cost:	\$ -

FY12 Supplemental/CIP Request

Project Description:	Street Tree Trimming Contract		
Department:	Parks and Recreation		Project #
Division:	Parks		Totals
Account Number:	001-12-468000-572-614-000		\$80,000
Project Location:	Various		Request Type
			Additional Funds
			Priority Level
			Quality of Life

Objective:

Trim street trees for vehicular and pedestrian clearance

Justification:

With the reduction in staff, Parks cannot keep up with the demand for tree trimming over all city rights-of-way as well as completing individual requests from homeowners, operational and facility tree maintenance, clearing for street lights and street signs and meeting emergency demands. This funding will provide for the hiring of a contractor to trim street trees.

Project Estimates:

Object Code	Description	Prior Years	FY 11/12	FY 12/13	FY 13/14	FY 14/15	FY 15/16	Total Estimate
614	Tree Trimming		80,000	100,000	100,000	100,000	100,000	480,000
								-
								-
								-
								-
								-
								-
								-
Total		-	80,000	100,000	100,000	100,000	100,000	480,000

Funding Source	Fund #	% Funding	Prior Years	FY 11/12	FY 12/13	FY 13/14	FY 14/15	FY 15/16	Total Estimate
1/2-Cent	185	100%		80,000	100,000	100,000	100,000	100,000	480,000
									-
									-
									-
Total		100%	-	80,000	100,000	100,000	100,000	100,000	480,000

Budget Office Use Only

<input type="checkbox"/>	Funded
<input type="checkbox"/>	Not Funded
<input type="checkbox"/>	Partially Funded
<input type="checkbox"/>	Pending

FY12 Operating Cost:	\$ -
FY12 Capital Cost:	\$ 80,000
Future Years' Estimated Annual Cost:	\$ 100,000

FY12 Supplemental/CIP Request

Project Description:	Traffic Calming Supplies & Installation		
Department:	Public Works	Project #	r10y09014
Division:	1/2 Cent Transportation Surtax	Totals	\$10,000
Account Number:	185-09-551000-541-312-000	Request Type	Additional Funds
Project Location:	Citywide	Priority Level	Improvement

Objective:

To install traffic calming devices where necessary.

Justification:

Install traffic calming devices to make neighborhood streets safer for drivers, bicyclists and pedestrians based on resident requests and studies.

Project Estimates:

Object Code	Description	Prior Years	FY 11/12	FY 12/13	FY 13/14	FY 14/15	FY 15/16	Total Estimate
312	Traffic Calming Device	15,000	10,000	20,000	20,000	20,000	20,000	105,000
								-
								-
								-
								-
								-
								-
Total		15,000	10,000	20,000	20,000	20,000	20,000	105,000

Funding Source	Fund #	%	Prior Years	FY 11/12	FY 12/13	FY 13/14	FY 14/15	FY 15/16	Total Estimate
1/2-Cent	185	100%	15,000	10,000	20,000	20,000	20,000	20,000	105,000
		0%							-
		0%							-
		0%							-
Total		100%	15,000	10,000	20,000	20,000	20,000	20,000	105,000

Budget Office Use Only

<input type="checkbox"/>	Funded
<input type="checkbox"/>	Not Funded
<input type="checkbox"/>	Partially Funded
<input type="checkbox"/>	Pending

FY12 Operating Cost:	\$ 10,000
FY12 Capital Cost:	\$ -
Estimated Recurring Annual Cost:	\$ -

FY12 Supplemental/CIP Request

Project Description:	Install Transit Shelter		
Department:	Community Planning & Development	Project #	R09Y10001
Division:	Transportation Surtax	Totals	\$0
Account Number:	185-09-550000-541-608-000	Request Type	Additional Funds
Project Location:	Citywide	Priority Level	Quality of Life

Objective:

Install and maintain bus shelters at various locations in the City.

Justification:

Project Estimates:

Object Code	Description	Prior Years	FY 11/12	FY 12/13	FY 13/14	FY 14/15	FY 15/16	Total Estimate
608	Bus shelter	-	-	15,000	15,000	15,000	15,000	60,000
								-
								-
								-
								-
								-
								-
								-
Total		-	-	15,000	15,000	15,000	15,000	60,000

Funding Source	Fund #	%	Prior Years	FY 11/12	FY 12/13	FY 13/14	FY 14/15	FY 15/16	Total Estimate
1/2-Cent	185	100%	-	-	15,000	15,000	15,000	15,000	60,000
		0%							-
		0%							-
		0%							-
Total		100%	-	-	15,000	15,000	15,000	15,000	60,000

Budget Office Use Only

<input type="checkbox"/>	Funded
<input type="checkbox"/>	Not Funded
<input type="checkbox"/>	Partially Funded
<input type="checkbox"/>	Pending

FY10 Operating Cost:	\$ -
FY10 Capital Cost:	\$ -
Future Years' Estimated Annual Cost:	\$ -

WATER PROJECTS

IN THIS SECTION:

- Upgrade Lime Softening Water Plant
- Water Line Replacement
- Water Meter Replacement

FY12 Supplemental/CIP Request

Project Description:	Upgrade of Existing Lime Softening Water Plant		
Department:	Public Works - Water & Sewer	Project #	
Division:	Water Plant	Totals	\$4,493,000
Account Number:	420-10-646000-536-XXX-000	Request Type	Additional Funds
Project Location:	Water Plant	Priority Level	Critical Repairs

Objective:

To rehabilitate the existing Lime Softening Water Treatment Plant so that it operates more efficiently and complies with today's standards.

Justification:

The Public Works Department had a Water Plant Feasibility Study done to find out if it would be possible to upgrade the existing Lime Softening Treatment Plant and blend the water from two different aquifers. Their findings were positive and a phased time schedule was completed. This is the first phase of the Plant expansion: 1: Engineering and Design 2. Biscayne Well Rehab and Piping, 3. Residuals handling, 4. Building Rehab, 5. Lime plant process upgrades, 6 (1) Ground storage tank, 7. Repump facilities, 8. Transmission piping. In FY11 an OER Owner Engineer was selected to oversee the Water Plant Upgrades.

Project Estimates:

Object Code	Description	Prior Years	FY 11/12	FY 12/13	FY 13/14	FY 14/15	FY 15/16	Total Estimate
699	Design	174,939	3,300,000					3,474,939
624	Purchase Property	7,000	1,193,000					1,200,000
699	Upgrades	50,352		5,000,000	13,750,000	6,000,000		24,800,352
704	Interest Expense							-
705	Principal Pymnt							-
699	Bond Admin. & Fees							-
699	Property Demolition			500,000				500,000
								-
Total		232,291	4,493,000	5,500,000	13,750,000	6,000,000	-	29,975,291

Funding Source	Fund #	%	Prior Years	FY 11/12	FY 12/13	FY 13/14	FY 14/15	FY 15/16	Total Estimate
W&S	420	100%	232,291	4,493,000	5,500,000	13,750,000	6,000,000		29,975,291
		0%							-
		0%							-
		0%							-
Total		100%	232,291	4,493,000	5,500,000	13,750,000	6,000,000	-	29,975,291

Budget Office Use Only

<input type="checkbox"/>	Funded
<input type="checkbox"/>	Not Funded
<input type="checkbox"/>	Partially Funded
<input type="checkbox"/>	Pending

FY12 Operating Cost:	\$ -
FY12 Capital Cost:	\$ 4,493,000
Future Years' Estimated Annual Cost:	\$ -

FY12 Supplemental/CIP Request

Project Description:	Water Line Replacement		
Department:	Public Works	Project #	
Division:	Water Distribution	Totals	\$300,000
Account Number:	420-10-649003-536-xxx-000	Request Type	New Request
Project Location:	Various	Priority Level	

Objective:

To fund a 30-year replacement schedule to replace water lines throughout the City of North Miami.

Justification:

The City has always budgeted funding to repair, replace and maintain water meters, mains and service lines; test water meters and repair or replace defective units; install backflow prevention devices and certify proper function upon installation and on an annual basis. However, due to increasing number of repairs and defective units a 30-year schedule will be implemented to replace water lines throughout the City. Current funding for service lines will remain in place for emergency repairs. This will be supplement funding for annual line replacement.

Project Estimates:

Object Code	Description	Prior Years	FY 11/12	FY 12/13	FY 13/14	FY 14/15	FY 15/16	Total Estimate
636	4,000 LF of lrg dia. pipe	1,989,608	250,000	250,000	250,000	250,000	250,000	3,239,608
638	29,600 ft of small dia. pipe	155,125	50,000	50,000	50,000	50,000	50,000	405,125
								-
								-
								-
								-
								-
								-
Total		2,144,733	300,000	300,000	300,000	300,000	300,000	3,644,733

Funding Source	Fund #	% Funding	Prior Years	FY 11/12	FY 12/13	FY 13/14	FY 14/15	FY 15/16	Total Estimate
W&S	420	100%	2,144,733	300,000	300,000	300,000	300,000	300,000	3,644,733
									-
									-
Total		100%	2,144,733	300,000	300,000	300,000	300,000	300,000	3,644,733

Budget Office Use Only

<input type="checkbox"/>	Funded
<input type="checkbox"/>	Not Funded
<input type="checkbox"/>	Partially Funded
<input type="checkbox"/>	Pending

FY12 Operating Cost:	\$ -
FY12 Capital Cost:	\$ 300,000
Future Years' Estimated Annual Cost:	\$ 300,000

FY12 Supplemental/CIP Request

Project Description:	Water Meter Replacement		
Department:	Public Works - Water & Sewer	Project #	
Division:	Water Distribution	Totals	\$600,000
Account Number:	420-10-649000-536-691-000	Request Type	Replacement
Project Location:	Various	Priority Level	Critical Repairs

Objective:

Replace malfunctioning water meters.

Justification:

Ten years ago water meters were installed and are now at the end of their useful life. Changing out these meters will give an accurate meter reading. Metering is a critical part of conserving the City's water supply, ensuring water resources are protected, allowing it to remain healthy and able to supply the growing population. At present, the water and sewer utility has approximately 600 meters that are not registering or are unable to be read. This level is requesting funds for the replacement of these meters ensuring all customers are given an accurate bill as well as reducing the liability on the City's Billing Department.

Project Estimates:

Object Code	Description	Prior Years	FY 11/12	FY 12/13	FY 13/14	FY 14/15	FY 15/16	Total Estimate
691	Water Meter Replacement	-	600,000	500,000	500,000	500,000	500,000	2,600,000
								-
								-
								-
								-
								-
								-
								-
Total		-	600,000	500,000	500,000	500,000	500,000	2,600,000

Funding Source	Fund #	%	Prior Years	FY 11/12	FY 12/13	FY 13/14	FY 14/15	FY 15/16	Total Estimate
W&S	420	100%		600,000	500,000	500,000	500,000	500,000	2,600,000
		0%							-
		0%							-
		0%							-
Total		100%	-	600,000	500,000	500,000	500,000	500,000	2,600,000

Budget Office Use Only

<input type="checkbox"/>	Funded
<input type="checkbox"/>	Not Funded
<input type="checkbox"/>	Partially Funded
<input type="checkbox"/>	Pending

FY12 Operating Cost:	\$ -
FY12 Capital Cost:	\$ 600,000
Future Years' Estimated Annual Cost:	\$ 500,000